

Reliable Wireless Pumping Solutions  
from the Brand You Trust



## Valley® Pump Connect®


Automate your pump's operation with Valley® Pump Connect®, and eliminate time-consuming trips to pump sites or expensive trenching to install wires.

Pump Connect allows you to control your pump – wirelessly – from your center pivot control panel. When the pivot calls for “water on,” Pump Connect sends a signal to start the pump and get the water flowing, saving you a trip to the pump site.

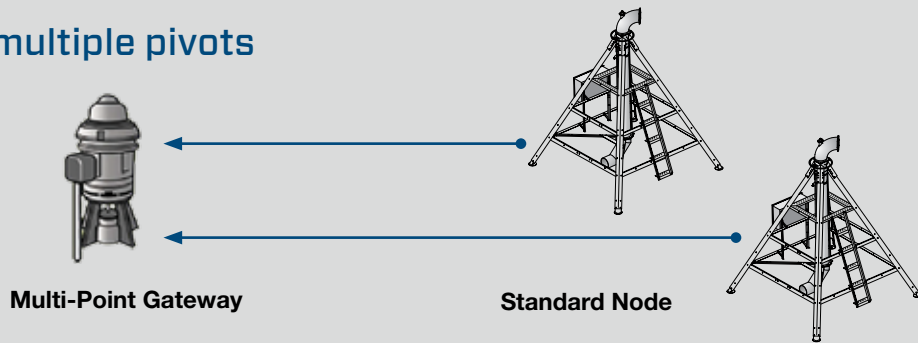
### Key Features:

- Available in a variety of configurations –
  - Single pivot, single pump
  - Multiple pivots from a single pump
  - Multiple pumps supplying a single pivot or linear
- Flexibility – Up to 48 radios in a single network
- Can be used with pivots or linears supplied by engine-driven pumps
- Optional indicator light available – Green indicates normal operation, flashing red indicates a loss of communication

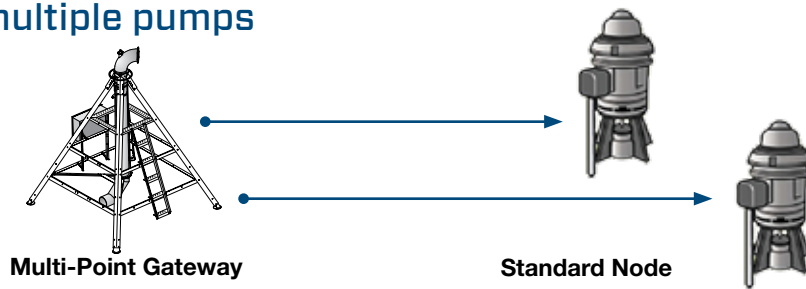
## One pivot, one pump – electric or diesel



## One pump, multiple pivots



## One pivot, multiple pumps



## Valley Pump Connect VFD™

Get the maximum benefit out of your variable frequency drive investment with Valley Pump Connect VFD™. This Valley-exclusive product allows you to control your VFD from the point you really care about – the end of the pivot.

Pump Connect VFD allows you to put a pressure transducer at the end of your center pivot – or anywhere you want to monitor pressure – and wirelessly transmit the pressure signal to the VFD for control of your pumping operation.