

VALLEY 



ICON

SMART PANELS MADE EASY™

ICON

SMART PANELS MADE EASY™

10

5

1

X

The Valley® ICON™ series of smart panels was designed to meet the expanding demands of growers like you. From their modular design to their intuitive interface, ICON smart panels give you an unmatched level of control over your irrigation operation.

Connecting the farm is no longer considered a growing trend, but rather a business standard in the agriculture industry. Using the latest technology to monitor your soil, crops and the weather can help you to make better decisions and improve your overall yield. The ICON series of smart panels brings you unparalleled connectivity, including AgSense® ICON Link factory installed in every ICON panel and the revolutionary Edge-of-Field WiFi* option that is available in the ICON10 and ICON1 panels.

This eBook includes useful points, FAQs and technical information to help you decide which ICON panel is best for you and your operation.


*Limitations based on field conditions.

ICON 10




- 10-inch, full-color touchscreen display
- Intuitive user interface
- AgSense Enabled – AgSense ICON Link installed standard**
- BaseStation3™ compatible**
- Variable rate irrigation (VRI) equipped
- Cable theft monitoring**
- Remote Edge-of-Field WiFi* option available through the ICON app

ICON 5



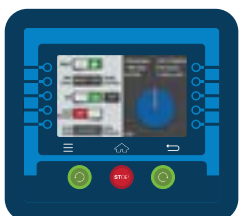
- 5-inch, full-color touchscreen display
- Intuitive user interface
- Soft touch buttons for feature selection and navigation
- AgSense Enabled – AgSense ICON Link installed standard**
- BaseStation3 compatible**
- Variable rate irrigation (VRI) equipped
- Cable theft monitoring**

ICON 1



- Remote access interface via Edge-of-Field WiFi*
 - No cell service or internet required.
- Wireless display through tablet or smartphone
- ICON app available on the App Store and Google Play
- Cable theft monitoring**

ICON X



- Compatible with all major pivot brands
- Uses power and control circuits in the host panel and transfers control to the ICONX
- Full ICON control functions right at the pivot
- Intuitive user interface
- 5-inch, full-color touchscreen display
- AgSense Enabled – AgSense ICON Link installed standard**
- BaseStation3 compatible**
- Cable theft monitoring**

*Limitations based on field conditions.

**Additional hardware or subscription required.



FREQUENTLY ASKED QUESTIONS

1

What is AgSense ICON Link?

AgSense ICON Link is designed exclusively for the ICON series of smart panels. ICON Link is a built-in remote telemetry device that allows the panel to connect to the AgSense remote monitoring and control system.





2

Do I have to pay an AgSense subscription fee to use my new ICON smart panel?



NO, local control of the panel does not require an AgSense subscription.

To monitor and control your pivot remotely using AgSense, you must sign up for an AgSense account and pay the yearly subscription fee.



3

What if I run my pivots through BaseStation3 and not through AgSense?

When placing the order, your Valley dealer will specify that the panel is for use in a BaseStation3 configuration. The panel will ship ready to integrate with BaseStation3.

4

What BaseStation versions can I use with ICON smart panels?

The ICON smart panels are compatible with BaseStation3 (v3.5 or newer).



5

What brand of irrigation panels will the ICONX work on?

The ICONX is compatible with all major electronic pivot manufacturers' panels.





FREQUENTLY ASKED QUESTIONS



6

Does the ICONX work on older Valley mechanical panels?

YES, the ICONX is compatible with Valley mechanical panels.



7

What does “Edge-of-Field WiFi” mean?

Edge-of-Field WiFi is a revolutionary new feature available with the ICON1 and ICON10 smart panels. It is a localized WiFi signal that is transmitted and received by the panel, allowing you to connect to and control your smart panel via a wireless connection on your mobile device, eliminating trips to the pivot point. No internet or cellular connection required.





8

How far does the WiFi reach?



The Edge-of-Field WiFi signal range is approximately ¼ mile line of sight between antenna and mobile device. Crop height, density and field terrain all can affect the WiFi signal strength.



FREQUENTLY ASKED QUESTIONS

9


Can I get WiFi on the ICON5 or ICONX?

NO. Edge-of-Field WiFi is only available with the ICON1 and ICON10 smart panels.



10

What kind of warranty do the ICON panels come with?



All ICON panels are backed by an industry-leading, 5-year Valley Irrigation Advanced Technology and Controls product warranty. This long-term warranty applies to both new machine and aftermarket panel orders.

Have more questions about Valley ICON panels?

Visit **valleyICON.com** or contact your local Valley dealer today to learn more about the entire line of ICON smart panels from Valley.

