

Using a sun angle calculation program will enable accurate calculations of your shading requirements. Parts of a program for calculating window shades are reproduced below. A free read-only version is available for your trial at www.hi-light.com – follow the links to Sun Angles.

- Display: Sun path
Date: 21 March 15.30
View: 30.0, 30.0
Sun: -64.0, 35.9
- Data – Time
21 March
15.30 -15 +15
- Shading Design
Horizontal Shades
No. of Shades – 2
Angle of Shades – 90°
Depth – 603mm
- Design Window Size
- Detached Shade
- Change Location
- Optimise Shading
- Animate Sun Path

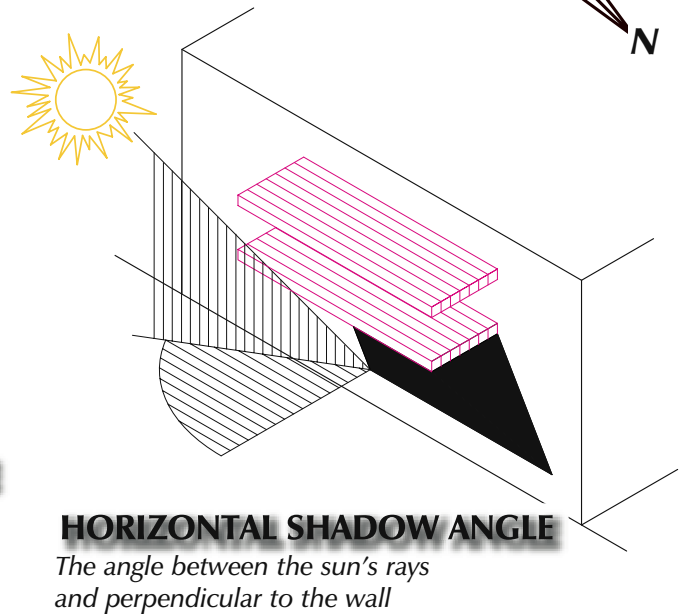
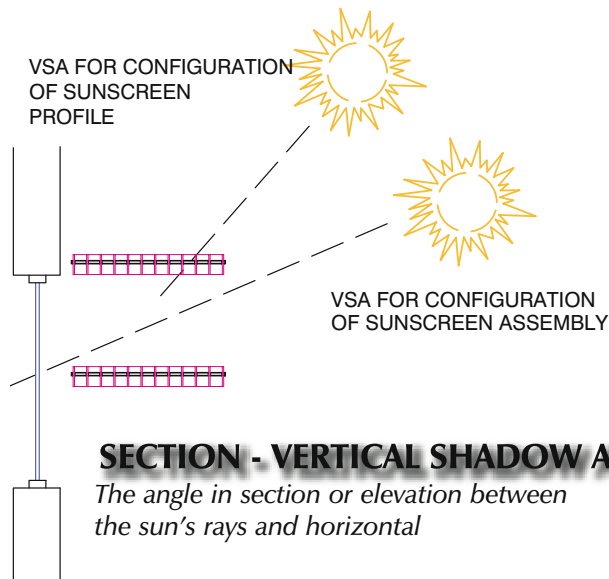
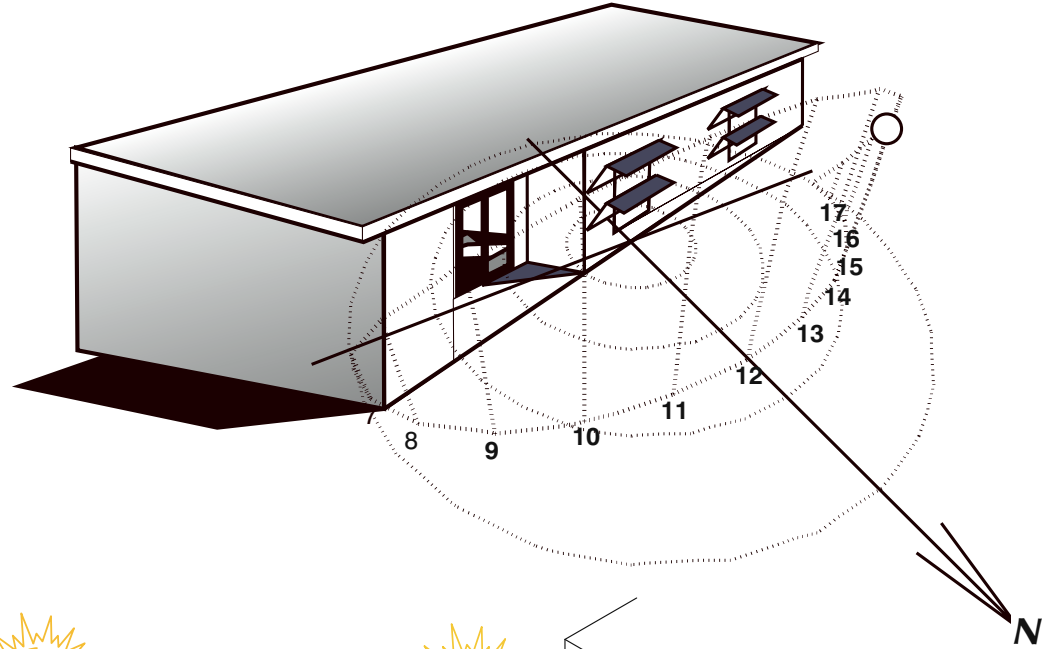


DIAGRAM A

WIND VELOCITIES (See page 18)

