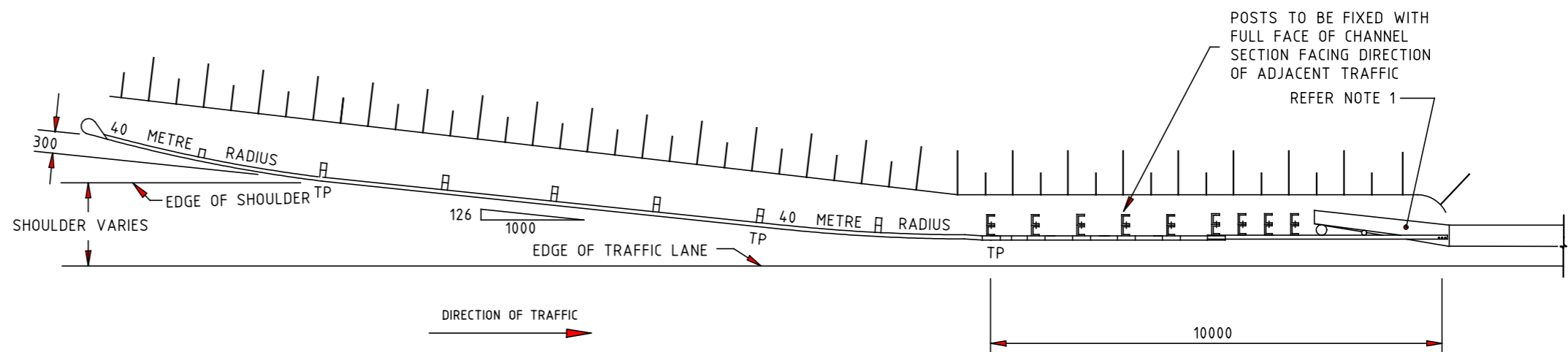
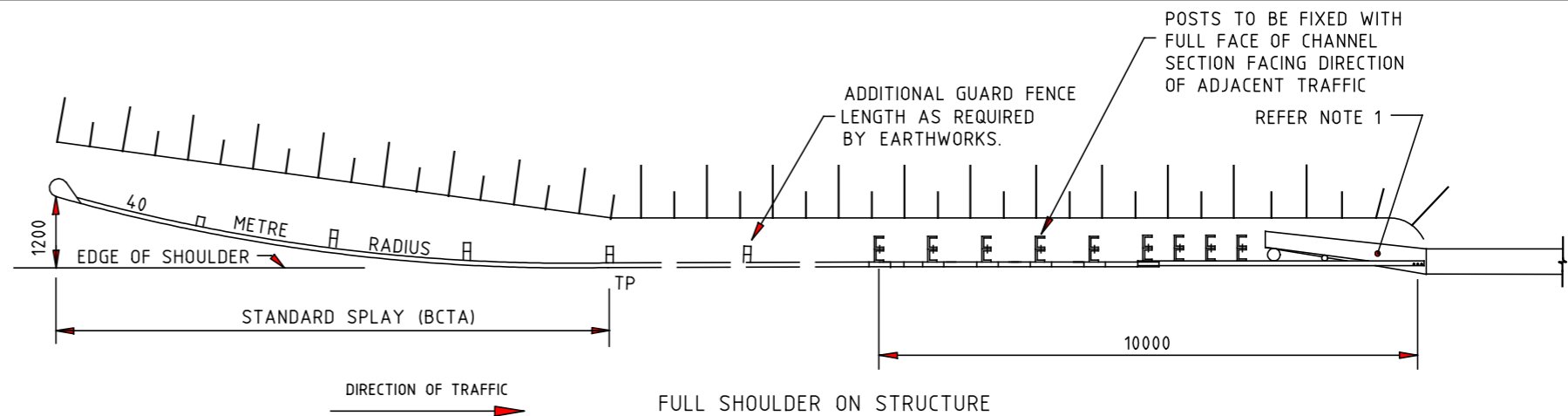
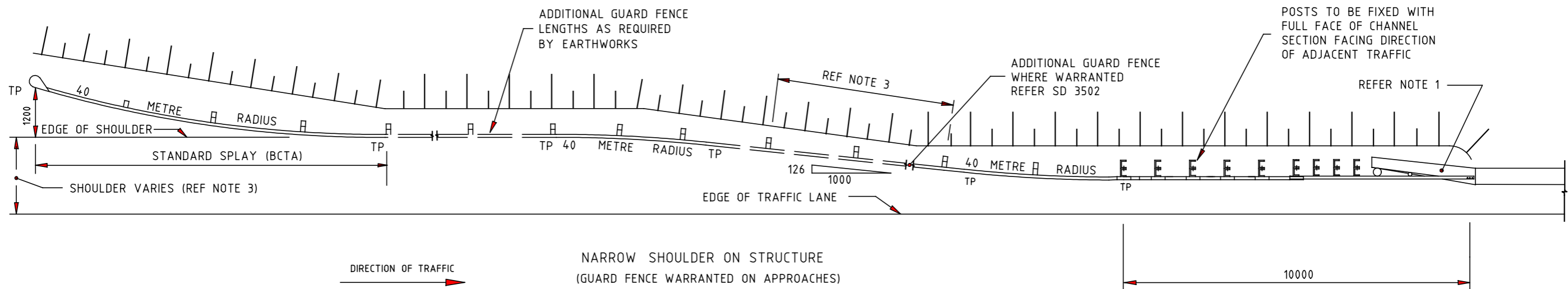


NOTES:

1. THE BRIDGE ANCHORAGE DEPENDS ON TYPE OF BRIDGE BARRIER USED. FOR DETAILS REFER SD 4081 AND SD 4082.
2. LOCAL VERGE WIDENING MAY BE REQUIRED AT PITS AND BREAKAWAY CABLE TERMINALS (BCTA's).
3. A REVERSED SECTION OF CURVED GUARD FENCE WITHOUT A STRAIGHT PROVIDES 600mm OFFSET. EACH ADDITIONAL 5m LENGTH OF STRAIGHT BETWEEN CURVED SECTIONS ADDS 625mm TO THE OFFSET.
4. BACKING RAIL, 300 LONG, WITH GUARD RAIL PROFILE, SHALL BE PROVIDED AT ALL INTERMEDIATE POSTS.



30m LONG NARROW SHOULDER ON STRUCTURE  
(GUARD FENCE NOT WARRANTED ON APPROACHES)



NARROW SHOULDER ON STRUCTURE  
(GUARD FENCE WARRANTED ON APPROACHES)

E			
D			
C	J.B.	1/8/02	POST ORIENTATION NOTE AND DIRECTION OF TRAFFIC ADDED BREAK ADDED IN GUARD FENCE LOWER DWG.
B	J.C.	OCT'99	REDEFINED GUARD FENCE NOT WARRANTED
A	R.G.	FEB 94	BRIDGE ANCHORAGE, DASHED SECTION OF GUARD FENCE AND GENERAL NOTES 1,3 AND 6.
ISSUE	APP'D	DATE	AMENDMENT

GENERAL NOTES	
1. GUARD FENCE - BRIDGE ANCHORAGE	SD 4081 AND SD 4082.
2. BREAKAWAY CABLE TERMINALS	SD 3541 TO SD 3561.
3. GUARD FENCE - LOCATION	SD 3501 AND SD 3502
4. GUARD FENCE (LINE A)	SD 3511
5. GUARD FENCE (LINE B)	SD 3521
6. ALL DIMENSIONS ARE IN MILLIMETRES UNLESS SHOWN OTHERWISE.	

DESIGNED	PRINCIPAL ROAD DESIGN ENGINEER
APPROVED	<i>Ross G... 24.2.94</i>
CATALOG:	PRED
PROJECT:	sddgnnew

**vicroads design**  
ENGINEERING & TECHNOLOGY CONSULTANTS

COMPUTER FILE	sd-4071d.dgn	SCALE	HOR NOT TO SCALE
		OF METRES	VER

STANDARD DRAWING GUARD FENCE LAYOUTS FOR BRIDGE APPROACHES				
FILE NO.	CONTRACT NO.	SHEET NO.	DRAWING NO.	ISSUE
			SD 4071	C