

**VALLEY** 



# ICON

SMART PANELS MADE EASY™

# ICON

SMART PANELS MADE EASY™

10

5

1

X

The Valley ICON® series of smart panels was designed to meet the expanding demands of growers like you. From their modular design to their intuitive interface, ICON smart panels give you an unmatched level of control over your irrigation operation.

Connecting your farming operation has become a business standard in the agriculture industry. Using the latest technology to monitor your soil, crops and the weather can help you to make better decisions and improve your overall yield. The ICON series brings you unparalleled connectivity, including AgSense® ICON Link factory installed in every ICON smart panel.


**This eBook includes useful points, FAQs and technical information to help you decide which ICON panel is best for you and your operation.**

### ICON 10




- 10-inch, full-color touchscreen display
- Intuitive user interface
- AgSense Enabled – AgSense ICON Link installed standard\*\*
- BaseStation3™ compatible\*\*
- Variable rate irrigation (VRI) equipped
- Cable theft monitoring\*\*
- Remote device WiFi\* access option available through the ICON app

### ICON 5



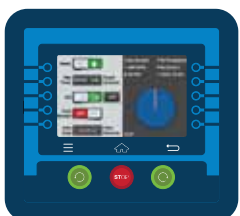
- 5-inch, full-color touchscreen display
- Intuitive user interface
- Soft touch buttons for feature selection and navigation
- AgSense Enabled – AgSense ICON Link installed standard\*\*
- BaseStation3 compatible\*\*
- Variable rate irrigation (VRI) equipped
- Cable theft monitoring\*\*

### ICON 1



- Remote device WiFi access option available through the ICON app\*
  - No cell service or internet required
- Wireless display through tablet or smartphone
- ICON app available on the App Store and Google Play
- Cable theft monitoring\*\*

### ICON X



- Compatible with all major pivot brands
- Uses power and control circuits in the host panel and transfers control to the ICONX
- Full ICON control functions right at the pivot
- Intuitive user interface
- 5-inch, full-color touchscreen display
- AgSense Enabled – AgSense ICON Link installed standard\*\*
- BaseStation3 compatible\*\*
- Cable theft monitoring\*\*

\*Limitations based on field conditions.

\*\*Additional hardware or subscription required.



## FREQUENTLY ASKED QUESTIONS

# 1

## What is AgSense ICON Link?

ICON Link is similar in functionality to the CommanderVP®, but it's designed exclusively for the ICON series of smart panels. ICON Link is a built-in remote telemetry device that allows the panel to connect to the AgSense remote monitoring and control system.





2

Do I have to pay an AgSense subscription fee to use my new ICON smart panel?



**NO**, local control of the panel does not require an AgSense subscription.

To monitor and control your pivot remotely using AgSense, you must sign up for an AgSense account and pay the yearly subscription fee.



### 3

## What if I run my pivots through BaseStation3 and not through AgSense?

When placing the order, the Valley dealer will specify the panel is for use with BaseStation3 configuration. The panel will ship ready for BaseStation3 integration. Additional BaseStation3 hardware is required.

### 4

## What BaseStation versions can I use with ICON smart panels?

The ICON smart panels are compatible with BaseStation3 (v3.5 or newer).





## 5

### What non-Valley panels will the ICONX work on?

The ICONX is compatible with most major manufacturers of electric center pivot machines.





## FREQUENTLY ASKED QUESTIONS



# 6

Does the ICONX work on older Valley mechanical panels?

**YES**, the ICONX is compatible with Valley mechanical panels.





# 7

## What does “remote device WiFi access” mean?

Remote device WiFi access is a revolutionary new feature available with the ICON1 and ICON10 smart panels. It is a localized WiFi signal that is transmitted and received by the panel, allowing you to connect to and control your smart panel via a wireless connection on your mobile device, with no internet or cellular connection required. Connection strength may depend on crop height and density.





## 8

### How far does the WiFi reach?



The WiFi signal line of sight and distance from the pivot point will vary. Crop height, density and field terrain all can affect the WiFi signal strength.



## FREQUENTLY ASKED QUESTIONS

# 9


## Can I get WiFi on the ICON5 or ICONX?

**NO.** Remote device WiFi access is only available with the ICON1 and ICON10 smart panels.



# 10

## Can I update my Pro/Pro2/Select/Select2 panel to an ICON?



**Yes,** the ICON10, ICON5 and ICON1 modules will fit the computerized Valley panel modular opening of any of the above panels.

# Do you have more questions about Valley ICON panels?

Visit **valleyICON.com** or contact your local Valley dealer today to learn more about the entire line of ICON smart panels from Valley.

