



**NOTICE OF THE 2019 ANNUAL MEETING OF THE
STOCKHOLDERS AND PROXY STATEMENT**

NOTICE OF ANNUAL MEETING



Place: Valmont Industries, Inc. Headquarters
One Valmont Plaza
Omaha, Nebraska 68154-5215

Time: 1:00 p.m. Central Time

Date: April 30, 2019

Items of Business:

1. Electing three directors of the Company to three-year terms;
2. Advisory approval of the Company's executive compensation;
3. Ratifying the appointment of Deloitte & Touche LLP as independent auditors for fiscal 2019; and
4. Consider and act upon such other business that may properly come before the meeting.

The record date for determining which shareholders may vote at this meeting is March 7, 2019.

We are distributing our proxy materials to our shareholders primarily over the Internet. We believe that this e-proxy process should expedite shareholders' receipt of proxy materials, while also lowering the costs and reducing the environmental impact of our annual meeting. On March 21, 2019, we mailed to many of our shareholders a Notice of Internet Availability of Proxy Materials containing instructions on how to access our proxy statement and annual report and vote online. Those shareholders who do not receive such a Notice, including shareholders who have previously requested to receive paper copies of proxy materials, will receive a copy of the proxy statement, proxy card, and annual report by mail. The proxy statement contains instructions on how you can (i) receive a paper copy of the proxy statement, proxy card, and annual report, if you only received a Notice by mail, or (ii) elect to receive your proxy statement, proxy card, and annual report over the Internet next year, if you received them by mail this year.

Whether or not you plan to attend the meeting, your vote is important and we encourage you to vote promptly. You may vote your shares via a toll-free telephone number or over the Internet. If you received a paper copy of the proxy card by mail, you may vote by signing, dating and mailing the proxy card in the envelope provided. Instructions regarding these three methods of voting are contained on the Notice and the proxy card. If you hold your shares through an account with a brokerage firm, bank, or other nominee, please follow the instructions you receive from them to vote your shares.

The formal meeting of shareholders will be followed by a review of Valmont's business operations and our outlook for the future. Following the meeting, you are invited to an informal reception where you can visit with the directors and officers about the activities of the Company.

I look forward to seeing you at our annual meeting.

Sincerely,

A handwritten signature in black ink that reads "Mark C. Jaksich". The signature is written in a cursive, flowing style.

Mark C. Jaksich
*Executive Vice President, Chief Financial Officer
and Secretary*

PROXY STATEMENT SUMMARY

TIME AND PLACE OF THE ANNUAL MEETING

When: Tuesday, April 30, 2019 at 1 p.m. Central Time
Where: Valmont Headquarters, Omaha Nebraska

MEETING AGENDA

<u>Voting Matters</u>	<u>Board Recommendation</u>	<u>Page</u>
Election of three Director Nominees Named in the Proxy	FOR	5
Advisory vote on our Executive Compensation	FOR	33
Ratifying the appointment of the Company's independent auditors	FOR	35

HOW TO VOTE

We encourage you to vote at your earliest convenience, by one of the following means, before the Annual Meeting

- By visiting proxyvote.com on the Internet through your computer or mobile device,
- By calling 1-800-690-6903, or
- By signing, dating and returning your proxy card, if you receive your Proxy Materials by mail.

Pleased vote as soon as possible, even if you plan to attend the 2019 Annual Meeting.

PROXY STATEMENT

To Our Shareholders:

The board of directors of Valmont Industries, Inc. solicits your proxy in the form enclosed for use at the annual meeting of shareholders to be held on Tuesday, April 30, 2019, or at any adjournments thereof.

At the close of business on March 7, 2019, the record date for shareholders entitled to notice of and to vote at the meeting, there were outstanding 21,951,957 shares of the Company's common stock. There were no preferred shares outstanding. All holders of common stock are entitled to one vote for each share of stock held by them.

The presence of a majority of the outstanding common stock represented in person or by proxy at the meeting will constitute a quorum. Shares represented by proxies that are marked "abstain" will be counted as shares present for purposes of determining the presence of a quorum. Proxies relating to "street name" shares that are voted by brokers on some matters will be treated as shares present for purposes of determining the presence of a quorum, but will not be treated as shares entitled to vote at the annual meeting on those matters as to which authority to vote is withheld by the broker ("broker non-votes"). **Please note that if you hold your shares through a broker, your broker may no longer vote your shares on certain matters in the absence of your specific instructions as to how to vote. In order for your vote to be counted, please make sure that you submit your vote to your broker.**

Election of the three director nominees requires the affirmative vote of a majority of the votes cast for the election of directors at the annual meeting. Votes may be cast in favor of or withheld with respect to all of the director nominees, or any of them. Abstentions and broker non-votes are not treated as votes cast and therefore will not affect the outcome of the election of directors. An incumbent director nominee who receives a greater number of votes "withheld" than "for" in an election is required to tender his resignation to the board, and the resignation will be accepted or rejected by the board as more fully described in Election of Directors.

The ratification of the appointment of the auditors and the approval of the advisory say-on-pay resolution on executive compensation will be decided by the affirmative vote of the holders of a majority of the shares present in person or represented by proxy at the meeting and entitled to vote. Abstentions will be counted; they will have the same effect as a vote against the matter. Broker non-votes will be disregarded.

Any shareholder giving a proxy may revoke it before the meeting whether delivered by telephone, Internet or through the mail, by using the telephone voting procedures, the Internet voting procedures or by mailing a signed instrument revoking the proxy to: Corporate Secretary, Valmont Industries, Inc., One Valmont Plaza, Omaha, Nebraska 68154-5215. To be effective, a mailed revocation must be received by the Corporate Secretary before the date of the meeting and a telephonic or Internet revocation must be submitted by 11:59 p.m. Eastern Time on April 29, 2019. A shareholder may attend the meeting in person and at that time withdraw the proxy and vote in person.

As permitted by Securities and Exchange Commission rules, Valmont is making this proxy statement and its annual report available to its stockholders electronically via the Internet. On March 21, 2019, we mailed to many of our shareholders a Notice of Internet Availability of Proxy Materials containing instructions on how to access this proxy statement and our annual report and to vote online. If you received such a Notice by mail, you will not receive a printed copy of the proxy materials in the mail. Instead, the Notice instructs you on how to access and review all of the important information contained in the proxy statement and annual report. The Notice also instructs you on how you may submit your proxy over the Internet. If you received a Notice by mail and would like to receive a printed copy of our proxy materials, you should follow the instructions for requesting such materials contained on the Notice.

The Securities and Exchange Commission's rules permit us to deliver a single Notice or set of this proxy statement and our annual report to one address shared by two or more of our shareholders. This delivery method is referred to as "householding" and can result in significant cost savings. To take advantage of this opportunity, we have delivered only one Notice or set of this proxy statement and our annual report to multiple shareholders who share an address, unless we received contrary instructions from such shareholders prior to the mailing date. We agree to deliver promptly, upon written or oral request, a separate copy of the Notice or a set of this proxy statement and our annual report, as requested, to any shareholder at the shared address to which a single copy of those documents was delivered. If you prefer to receive separate copies of the Notice or this proxy statement and our annual report, contact Broadridge Financial Solutions, Inc. at 1-800-579-1639 or by email at sendmaterial@proxyvote.com

The cost of solicitation of proxies, including the cost of reimbursing banks and brokers for forwarding proxy materials to their principals, will be borne by the Company.

Certain Shareholders

The following table sets forth, as of March 7, 2019, the number of shares beneficially owned by (i) persons known to the Company to be beneficial owners of more than 5% of the Company's outstanding common stock, (ii) executive officers named in the summary compensation table, (iii) directors, and (iv) all directors and executive officers as a group.

<u>Name and Address of Beneficial Owner</u>	<u>Amount and Nature of Beneficial Ownership March 7, 2019(1)</u>	<u>Percent of Class(2)</u>
T. Rowe Price Associates, Inc.(4) 100 E. Pratt Street Baltimore, MD 21202	3,174,810	14.5%
BlackRock, Inc.(3) 40 East 52 nd Street New York, NY 10022	1,917,564	8.7%
The Vanguard Group(5) 100 Vanguard Boulevard Malvern, PA 19355	1,953,823	8.9%
Neuberger Berman Group LLC(6) 605 Third Avenue New York, NY 10158	1,231,821	5.6%
Mogens C. Bay(7)	342,284	1.6%
Walter Scott, Jr.	135,623	
Kaj den Daas	11,740	
Clark T. Randt, Jr.	7,629	
Daniel P. Neary	19,623	
J. B. Milliken	5,810	
Catherine James Paglia	5,622	
Theo W. Freye	3,485	
Donna M. Milrod	283	
Stephen Kaniewski	38,978	
Mark C. Jaksich	71,037	
Vanessa K. Brown	26,425	
Timothy P. Francis	9,108	
All Executive Officers and Directors as Group (13 persons)	677,647	3.1%

(1) Includes shares which the directors and executive officers have, or within 60 days of March 7, 2019 will have, the right to acquire through the exercise of stock options, as follows:

	<u>Shares</u>
Mr. Bay	86,398
Mr. Kaniewski	31,052
Mr. Jaksich	39,414
Ms. Brown	14,314
Mr. Francis	7,158
All Executive Officers and Directors as a Group	178,336

Includes restricted stock units held by directors which will vest within 60 days of March 7, 2019 as follows: 283 restricted stock units for Ms. Milrod and 908 restricted stock units for the other directors (other than directors Bay and Kaniewski).

- (2) Unless otherwise indicated, beneficial ownership of any named individual does not exceed 1% of the outstanding shares of common stock.
- (3) Based on a Schedule 13G filed by BlackRock, Inc. with the Securities and Exchange Commission on February 6, 2019.
- (4) Based on a Schedule 13G filed by T. Rowe Price Associates with the Securities and Exchange Commission on February 14, 2019.
- (5) Based on a Schedule 13G filed by The Vanguard Group with the Securities and Exchange Commission on February 11, 2019.
- (6) Based on a Schedule 13G filed by Neuberger Berman Group LLC with the Securities and Exchange Commission on February 14, 2019.
- (7) Three individuals, including Mr. Bay, together also direct the voting of 250,000 shares owned by the Robert B. Daugherty Foundation.

ITEM 1: BOARD OF DIRECTORS AND ELECTION OF DIRECTORS

The Company's board of directors is currently composed of ten members. The board is divided into three classes and each class serves for three years on a staggered term basis.

Three directors have terms of office that expire at the 2019 annual meeting: Kaj den Daas, James B. Milliken, and Catherine James Paglia. These three individuals have been nominated by the board of directors, upon recommendation of the Governance and Nominating Committee, for re-election to three-year terms.

The Company bylaws provide that directors are elected by the affirmative vote of a majority of the votes cast with respect to the director at the meeting, unless the number of nominees exceeds the number of directors to be elected (a contested election), in which case directors will be elected by the vote of a plurality of the shares present and entitled to vote at the meeting. If a nominee is not elected and the nominee is an incumbent director, the director is required to promptly tender his resignation to the board. The Governance and Nominating Committee will consider the tendered resignation and recommend to the board whether to accept or reject the resignation or whether other action should be taken. The board will act on the tendered resignation and publicly disclose its decision within 90 days from the certification of the election results. The director who tenders his resignation will not participate in the Committee's recommendation or the board action regarding whether to accept or reject the tendered resignation.

The Company's policy on director retirement, as expressed in the Corporate Governance Principles, provides that a director will not be nominated to a new term if he or she would be over age 73 at the time of election.

The shares represented by the enclosed proxy will be voted for the election of the nominees named above. In the event any of such nominees becomes unavailable for election, the proxy holders will have discretionary authority to vote the proxies for a substitute. The board of directors has no reason to believe that any such nominee will be unavailable to serve.

The following discussion provides information about the three nominees, and the seven directors whose terms expire in 2020 and 2021, including ages, years of service, business experience, and service on other boards of directors within the past five years. Information is also provided concerning each person's specific experience, qualifications, attributes or skills that led the board to conclude that the person should serve as a director of the Company.

NOMINEES FOR ELECTION—Terms Expire 2022

Kaj den Daas, age 69, was CEO of Quality Light Source until March 2018. He transitioned into a non-executive position in the holding company QL Light Source Company Ltd. (manufacturer and marketer of LED lamps) in April 2018. He was CEO of Quality Light Source, LLC from October 2017 to March 2018; CEO of TCP International Holdings, Ltd. from July 2015 to October 2016. Mr. den Daas retired in 2009 as Executive Vice President of Philips Lighting B.V. of the Netherlands (manufacturer of lighting fixtures and related components) and Chairman of its North American Lighting Operations. Mr. den Daas was responsible for oversight of the manufacturing, distribution, sales and marketing of Philips products in the United States, Canada and Mexico, with prior Philips experience in the Asia Pacific area. He previously served on the board of directors of Lighting Science Group Corp. Mr. den Daas, a native of the Netherlands, has more than 35 years of international experience in the lighting industry. His extensive international business experience provides value to the Valmont board of directors. Mr. den Daas has been a director of the Company since October 2004.

James B. Milliken, age 62, is Chancellor of the University of Texas System which enrolls over 235,000 students and has an annual budget of over \$20 billion. He was Chancellor of the City University of New York from June 2014 to May 2018. Mr. Milliken was President of the University of

Nebraska from August 2004 to May 2014. Mr. Milliken has a law degree from New York University and practiced law on Wall Street before his academic career. He has led the development of research and education programs in China, India, Brazil and other countries. He is a member of the Council on Federal Relations and the Executive Committee on the Council on Competitiveness. He has chaired commissions on innovation and economic competitiveness for the Association of Public and Land-grant universities and the Council on Competitiveness. Mr. Milliken's experience in managing large organizations which work closely with business and industry and in countries around the world provides value to the Valmont board of directors as the Company grows internationally. Mr. Milliken has served as a director of the Company since December 2011.

Catherine James Paglia, age 66, has been a director of Enterprise Asset Management, Inc., a New York based privately-held real estate and asset management company since September 1998. Ms. Paglia previously spent eight years as a managing director at Morgan Stanley, ten years as a managing director of Interlaken Capital, and served as chief financial officer of two public corporations. Ms. Paglia serves on the board of directors of the Columbia Funds and is a member of the board of trustees of the Carnegie Endowment for International Peace. Her extensive Wall Street experience and prior service as a chief financial officer of public companies provide an excellent background for membership on Valmont's Audit Committee. Ms. Paglia has served as a director of the Company since February 2012.

THE BOARD OF DIRECTORS RECOMMENDS A VOTE "FOR" EACH OF THE ABOVE NOMINEES.

CONTINUING DIRECTORS—Terms Expire in 2020

Mogens C. Bay, age 70, has been non-executive Chairman of the Company since January 2019. He served as Executive Chairman of the Company during 2018. He was Chairman and Chief Executive Officer of the Company from January 1997 through December 2017, and President and Chief Executive Officer of the Company from August 1993 through December 1996. Mr. Bay previously served as a director of Peter Kiewit Sons', Inc. and of ConAgra Foods, Inc. Mr. Bay's 39 years of experience with Valmont provides an extensive knowledge of Valmont's operating companies and its lines of business, its long-term strategies and domestic and international growth opportunities. Mr. Bay has served as a director of the Company since October 1993.

Walter Scott, Jr., age 87, previously served as Chairman of the Board and President of Peter Kiewit Sons', Inc. Mr. Scott was Chairman of Level 3 Communications from 1998-2014. Mr. Scott is a director of Berkshire Hathaway, Inc., Berkshire Hathaway Energy and Peter Kiewit Sons', Inc. He previously served as a director of Commonwealth Telephone Enterprises and Burlington Resources. Mr. Scott is a civil engineer with management experience of infrastructure construction operations at Kiewit. His extensive board experience provides a valuable resource of strategic and oversight input to the Valmont board of directors. He has served as a director of the Company since April 1981.

Clark T. Randt, Jr., age 73, is currently President of Randt & Co. LLC (business consulting) and lived and worked in Asia for more than thirty-five years. Ambassador Randt served as the United States Ambassador to the People's Republic of China from July 2001 to January 2009. He currently serves as a director of United Parcel Service, Inc., Qualcomm Incorporated and Wynn Resorts Ltd. Ambassador Randt was formerly a partner with the international law firm of Shearman & Sterling in Hong Kong where he headed the firm's China practice. Ambassador Randt is a member of the New York bar association and was admitted to the Hong Kong bar association and has over 25 years of experience in cross-border corporate and finance transactions. He is a member of the Council on Foreign Relations. His international experience and knowledge of Asian business operations and experience with U.S. investment in China serves the Company well as it expands its operations in Asia. Ambassador Randt has served as a director of the Company since February 2009.

Donna M. Milrod, age 51, is currently Executive Vice President of State Street Corporation and Head of the Global Clients Division. She is also a member of State Street's Management Committee. She was previously a Senior External Advisor to McKinsey & Company's Financial Services practice and to Broadridge Financial Solutions. She served as Managing Director and Head of DTCC Solutions at The Depository Trust & Clearing Corporation ("DTCC") from February 2015 to November 2016. In addition to her business role, Ms. Milrod also led DTCC's Global Strategy and Business Development function. From October 2012 to February 2015, Ms. Milrod served as Managing Director and Chief Administrative Officer of DTCC, with responsibilities for DTCC's finance, operations, regulatory relations, business continuity, vendor management, and security functions. Prior to joining DTCC, Ms. Milrod served as Deputy Chief Executive Officer of Deutsche Bank North America from 2009 to October 2012. Ms. Milrod previously held board positions at Cabela's Incorporated and the World's Foremost Bank, and currently serves on the board of the T-Rex Group. Ms. Milrod's broad financial and regulatory experience, including risk management and financial technology, provide an excellent background for service on Valmont's board. Ms. Milrod has served as a director of the Company since January 2018.

CONTINUING DIRECTORS—Terms Expire in 2021

Daniel P. Neary, age 67, is a member of the board of directors of Mutual of Omaha (full service and multi-line provider of insurance and financial services). Mr. Neary served as CEO of Mutual from 2004 - 2015 and as Chairman until January 2018. Mutual of Omaha's revenues were in excess of \$7 billion in 2018. He was previously President of the Group Insurance business unit of Mutual of Omaha. Mr. Neary's training as an actuary and knowledge of the financial services industry provides valuable background for board oversight of the Company's accounting matters. His experience in strategic development and risk assessment for the Mutual of Omaha insurance companies are well suited to membership on Valmont's board of directors. Mr. Neary has been a director of the Company since December 2005.

Theo Freye, age 69, retired in October 2014 as CEO of CLAAS KgaA, a \$4.5 billion family owned agricultural machinery firm headquartered in Germany. Mr. Freye, a native of Germany, has more than 30 years of international machinery experience. He holds a Master's Degree in Mechanical Engineering and a Ph.D. in Agricultural Science. His extensive international business experience and engineering background provides value to the Valmont board of directors. Mr. Freye has served as a director of the Company since June 2015.

Stephen G. Kaniewski, age 47, has been Chief Executive Officer of the Company since January 2018. He was President and Chief Operating Officer of the Company from October 2016 through December 2017. Prior to that he was Group President of Valmont's Utility Support Structures Segment. Mr. Kaniewski joined Valmont in 2010 as Vice President, Information Technology and also has held the position of Vice President, Global Operations for the Irrigation Segment. Mr. Kaniewski's duties in various Company operating positions provides valuable knowledge and experience of the Company's operations and strategies. Mr. Kaniewski has served as a director of the Company since January 2018.

Board Committees

The Board has the following standing committees: Audit, Human Resources, and Governance and Nominating.

Audit Committee

The members of the Audit Committee are directors Scott (Chairman), den Daas, Neary and Paglia. All members of the Audit Committee are independent within the meaning of the Company's Corporate Governance Principles and the listing standards of the NYSE. The board has determined

that all members of the Audit Committee are qualified as audit committee financial experts within the meaning of SEC regulations. The Audit Committee acts under a written charter, adopted by the board of directors, a copy of which is available on the Company's website. The report of the Audit Committee is included in this proxy statement.

The Audit Committee met six times during 2018. The Audit Committee assists the board by reviewing the integrity of the financial statements of the Company; the qualifications, independence and performance of the Company's independent auditors and internal auditing department; and compliance by the Company with legal and regulatory requirements. The Committee also oversees the Company's risk with respect to legal, insurance and cybersecurity matters. The Audit Committee has sole authority to retain, compensate, oversee and terminate the independent auditor. The Audit Committee reviews the Company's annual audited financial statements, quarterly financial statements, and filings with the Securities and Exchange Commission. The Audit Committee reviews reports on various matters, including critical accounting policies of the Company, significant changes in the Company's selection or application of accounting principles, and the Company's internal control processes. The Audit Committee pre-approves all audit and non-audit services performed by the independent auditor. The Audit Committee has a written policy with respect to its review and approval or ratification of transactions between the Company and a director, executive officer or related person. The Audit Committee reviews and approves or disapproves any material related person transaction, i.e., a transaction in which the Company is a participant, the amount involved exceeds \$120,000, and a director, executive officer or related person has a direct or indirect material interest. The Audit Committee reports to the board of directors any such material related person transaction that it approves or does not approve.

Human Resources Committee

The members of the Human Resources Committee during 2018 were directors Neary (Chairman), Paglia, and Milrod. All members of the Human Resources Committee are independent within the meaning of the Company's Corporate Governance Principles and the listing standards of the NYSE. The Human Resources Committee acts under a written charter, adopted by the board of directors, a copy of which is available on the Company's website. The report of the Human Resources Committee is included in this proxy statement.

The Human Resources Committee met three times during 2018. The Human Resources Committee assists the board in fulfilling its responsibilities relating to compensation of the Company's directors, executive officers and other selected employees. The Committee has responsibility for reviewing, evaluating and approving compensation plans, policies and programs for such persons. The Human Resources Committee annually reviews and approves corporate goals and objectives for the chief executive officer's compensation and evaluates the chief executive officer's performance in light of those goals and objectives. The Human Resources Committee, together with the other independent directors, determines the chief executive officer's compensation. The Committee also approves incentive compensation plans and equity-based plans for executive officers and other selected employees. The Committee reviews the Company's management level organization and programs for management development and succession planning and reviews reports from management on human resources topics as determined by the Committee. The Human Resources Committee has established stock ownership and retention guidelines for company officers, which are described in this proxy statement in Corporate Governance—Governance Actions. The board, upon recommendation of the Human Resources Committee, has established stock ownership guidelines for Company directors, which are described in this proxy statement in Corporate Governance—Governance Actions.

The Human Resources Committee has the authority to retain the services of independent consultants and other experts to assist in fulfilling its responsibilities. The Committee has engaged the services of Frederic W. Cook & Co., Inc. ("FW Cook"), a national executive compensation consulting

firm, to review and provide recommendations concerning all of the components of the Company's executive compensation program. FW Cook performs services solely on behalf of the Committee and does not perform any services for the Company. The Committee has assessed the independence of FW Cook pursuant to SEC rules and concluded that no conflict of interest exists that would prevent FW Cook from independently representing the Committee.

Governance and Nominating Committee

The members of the Governance and Nominating Committee are directors Randt (Chairman), Milliken and Freye. All members of the Governance and Nominating Committee are independent within the meaning of the Company's Corporate Governance Principles and the listing standards of the NYSE. The Governance and Nominating Committee acts under a written charter, adopted by the board of directors, a copy of which is available on the Company's website.

The Governance and Nominating Committee met three times during 2018. The Governance and Nominating Committee assists the board by (1) recommending to the board Corporate Governance Principles for the Company, and (2) identifying qualified candidates for membership on the board, proposing to the board a slate of directors for election by the shareholders at each annual meeting, and proposing to the board candidates to fill vacancies on the board. The Governance and Nominating Committee coordinates the annual self-evaluation by the directors of the board's performance and the CEO's performance and the annual performance evaluation by each committee of the board. The Governance and Nominating Committee oversees the Company's process for consideration of nominees to the Company's board of directors. The process is described in Director Nomination Process.

Corporate Governance

Valmont is committed to having strong corporate governance principles. The board of directors believes such principles are essential to the effective operation of Valmont's businesses and to maintaining Valmont's integrity in the marketplace.

Overview

The board of directors has adopted corporate governance principles which are set out in the "Investor Relations" section of the Company's website at www.valmont.com. The following corporate governance documents also appear on the Company's website and these documents and the Company's Corporate Governance Principles are available in print to any shareholder upon request to the Corporate Secretary:

- Code of Business Conduct
- Code of Ethics for Senior Officers
- Audit Committee Charter
- Human Resources Committee Charter
- Governance and Nominating Committee Charter
- Procedures for bringing concerns or complaints to the attention of the Audit Committee

The board met five times during 2018. All directors attended at least 75% of all board meetings and all meetings of Committees on which the director served. Directors are encouraged to attend the annual shareholders' meeting and all Company directors attended the 2018 annual shareholders' meeting. The board of directors periodically reviews the Corporate Governance Principles and any changes are communicated to shareholders by posting them on the Company's website.

Board Leadership Structure and Risk Oversight

The board's leadership structure in 2018 consisted of an Executive Chairman and a Lead Director. Mr. Bay became non-executive Chairman in 2019. All board members have substantial business experience and all board members, with the exception of the Chief Executive Officer and Non-executive Chairman, are independent within the meaning of the Company's corporate governance principles and the NYSE Listing Standards. The Company's independent directors meet in executive session without management present at every board meeting. The Chief Executive Officer periodically updates the board on succession planning for key officers and the board reviews CEO succession planning in detail annually at its July meeting.

The board has established the position of Lead Director. The position is currently filled by independent director Catherine James Paglia. The lead director presides at executive sessions of the independent directors, approves director meeting agendas, has the ability to call meetings of the independent directors, advises the chair on membership of board committees, and serves as a liaison between the independent directors and the Chief Executive Officer. Interested parties who wish to contact the board of directors or the lead director may communicate through the Lead Director by writing to: Lead Director of Valmont Board of Directors, Valmont Industries, Inc., One Valmont Plaza, Suite 601, Omaha, Nebraska, 68154-5215.

The board has oversight responsibility for risks affecting the Company. The board has delegated risk oversight with respect to operational, compliance and financial matters including legal, insurance and cybersecurity risk, to the Audit Committee and has delegated risk oversight with respect to compensation matters to the Human Resources Committee.

Governance Actions

The board of directors and board committees have taken a number of corporate governance actions. The more significant actions include:

- The board of directors has approved bylaws which adopt a majority voting system for the election of directors.
- The board of directors has adopted director stock ownership guidelines. The guidelines provide that directors should own Valmont common stock with a value at least equal to five times the director's annual retainer. Directors have five years after joining the board to meet the guidelines.
- The board of directors has adopted stock ownership and retention guidelines for senior management. The guidelines require an equity position having a value of six times base salary for the Chief Executive Officer, three times base salary for the Chief Financial Officer and Group Presidents, and two times base salary for other corporate officers. The officers are required to retain 75% of the net shares acquired upon the exercise of stock options and the vesting of restricted stock until the stock ownership guidelines have been attained and maintained. The Company also has a policy prohibiting stock hedging and stock pledges applicable to directors and officers.
- The board of directors has adopted an executive compensation recoupment policy. The policy generally provides that if Valmont is required to restate its financial statements, due to material noncompliance with any financial reporting requirements, the board of directors may require reimbursement of all or any part of any cash or stock award based on an incentive plan that relates to the performance of Valmont, if the employee engaged in certain conduct which caused or contributed to the need for the restatement. The board of directors has the right to apply the recoupment policy in all cases to the Chief Executive Officer, Chief Financial Officer and Group

President (if the conduct occurred in the Group) if an employee engaged in the designated conduct.

- The Human Resources Committee has engaged Frederick W. Cook & Co. (“FW Cook”) as its independent executive compensation consulting firm. The Company does not engage FW Cook for any services beyond their support of the Human Resources Committee.
- The board of directors in December 2005 permitted the Company’s Shareholder Rights Plan to expire, effectively terminating the Shareholder Rights Plan.

Board Independence

The board of directors is composed of a majority of independent directors. The board has established independence standards for Valmont’s directors. These standards are set forth below and are contained in the Company’s Corporate Governance Principles and follow the director independence standards established by the New York Stock Exchange:

- A director will not be independent if, within the preceding three years (1) the director was employed by Valmont or an immediate family member of the director was an executive officer of Valmont, (2) a Valmont executive officer was on the compensation committee of the board of directors of a company which employed the Valmont director as an executive officer or which employed an immediate family member of the director as an executive officer, or (3) the director or the director’s immediate family member received more than \$120,000 during any twelve-month period in direct compensation from Valmont (other than director and committee fees).
- A director will not be independent if (1) the director is an executive officer or an employee, or the director’s immediate family member is an executive officer, of another company and (2) the other company made payments to, or received payments from, Valmont for property or services in an amount which, in any of the last three fiscal years, exceeds the greater of \$1,000,000 or 2% of either (i) such other company’s consolidated gross revenues or (ii) Valmont’s consolidated gross revenues.
- A director will not be independent if (1) the director or an immediate family member is a current partner of Valmont’s independent auditor, (2) the director is an employee of Valmont’s independent auditor, (3) the director has an immediate family member who is a current employee of Valmont’s independent auditor who personally works on Valmont’s audit, or (4) the director or an immediate family member was within the last three years a partner or employee of Valmont’s independent auditor and personally worked on Valmont’s audit within that time.
- Tax-exempt organizations to which Valmont makes contributions shall not be considered “companies” for purposes of these independence standards. However, Valmont will disclose in its annual proxy statement any such contribution which it makes to a tax-exempt organization in which a director serves as an employed executive officer if, within the preceding three years, contributions in any fiscal year exceeded the greater of \$1,000,000 or 2% of such tax-exempt organization’s consolidated gross revenues.
- For relationships not covered by the foregoing standards, the determination of whether the relationship is material or not, and therefore whether the director would be independent or not, is made by the directors who satisfy the above independence standards. The board’s determination of each director’s independence is disclosed annually in the Company’s proxy statement.

The board has determined that all directors except Mr. Kaniewski (the Company’s President and Chief Executive Officer) and Mr. Bay (the Company’s former Chief Executive Officer through

December 2017) have no material relationship with the Company and are independent within the meaning of the Company's Corporate Governance Principles and the NYSE listing standards.

Director Nomination Process

The Governance and Nominating Committee considers candidates for board membership suggested by its members and other board members, as well as management and shareholders. The Committee may also retain a third-party executive search firm to identify candidates from time to time. A shareholder who wishes to recommend a prospective nominee for board membership should notify the Company's Corporate Secretary in writing at least 120 days before the annual shareholder meeting at which directors are to be elected and include whatever support material the shareholder considers appropriate. The Governance and Nominating Committee will also consider nominations by a shareholder pursuant to the provisions of the Company's bylaws relating to shareholder nominations as described in Shareholder Proposals.

The Governance and Nominating Committee makes an initial determination as to whether to conduct a full evaluation of the candidate once it has identified a prospective nominee. This initial determination is based on whatever information is provided to the Committee as well as other information available to or obtained by the Committee. The preliminary determination is based primarily on the need for additional board members to fill vacancies or expand the size of the board and the likelihood that the prospective nominee can satisfy the evaluation factors described below. If the Committee determines that additional consideration is warranted, it may request a third-party search firm or other third parties to gather additional information about the prospective nominee.

The Committee evaluates each prospective nominee in light of the standards and qualifications set out in the Company's Corporate Governance Principles, including:

- Background, including demonstrated high standards of ethics and integrity, the ability to have sufficient time to effectively carry out the duties of a director, and the ability to represent all shareholders and not a particular interest group.
- Board skill needs, taking into account the experience of current board members, the candidate's ability to work in a collaborative culture with other board members, and the candidate's qualifications as independent and qualifications to serve on the Audit Committee, Human Resources Committee and/or Governance and Nominating Committee.
- Diversity, including gender, race, national origin and the extent to which the candidate reflects the composition of Company shareholders and other constituencies.
- Business experience, which should reflect a broad experience at the policy-making level in business, government or education, both domestically and internationally.

The Committee also considers such other relevant factors as it deems appropriate. In connection with the evaluation, the Committee determines whether to interview the prospective nominee, and if warranted, one or more members of the Committee interview prospective nominees in person or by telephone. After completing this evaluation process, the Committee makes a recommendation to the full board as to the persons who should be nominated by the board, and the board determines the nominees after considering the recommendations of the Committee. The Committee assesses the effectiveness of its policies in determining nominees for director as part of its annual performance evaluation.

Compensation Discussion and Analysis

General. The following compensation discussion and analysis provides information which the Human Resources Committee of the Board of Directors (the “Committee”) believes is relevant to an assessment and understanding of Valmont’s executive compensation programs. This discussion should be read in conjunction with these sections of the proxy statement: (1) the summary compensation table and related tables, (2) the Human Resources Committee information in the corporate governance section and (3) the compensation summary in the advisory vote on executive compensation section.

Say-On-Pay Vote. Valmont conducted its first advisory vote on executive compensation in April 2011. The compensation resolution passed with at least 96% of the vote in each year, including 98.8% in 2018. Valmont’s shareholders in April 2017 cast 86.2% of their votes in favor of an annual frequency say-on-pay vote. The board of directors and the Human Resources Committee considered these results in determining compensation policies and decisions, and determined to hold annual say-on-pay votes and, based on the significant level of shareholder support, to continue the current compensation objectives, strategies, processes and practices described below.

Compensation Objectives and Strategies. Valmont’s executive compensation programs, policies and practices are approved by the Committee. The compensation programs apply to executive officers and to certain key employees who are not executive officers. The programs specifically apply to the executive officers listed in the summary compensation table (named executive officers). The Committee has established Valmont compensation objectives pursuant to which Valmont’s compensation programs are designed to:

- provide target total compensation levels at competitive market rates to attract, retain, motivate and reward the performance of executive officers and other key employees;
- direct management focus to the long-term growth of the Company, enhance shareholder value, and ensure that executive officers have significant ownership without increasing dilution over acceptable levels; and
- pay for performance by providing performance-based incentive plans measured against pre-established targets, with no guaranteed minimum payment provisions, and with actual payments above median market levels for exceeding performance targets and below median market levels if performance targets are not achieved.

The Committee established compensation strategies designed to carry out the compensation objectives, including:

- target total compensation evaluated by position, on an annual basis, against like positions in companies of similar sales volume, according to data provided by the Committee’s independent compensation consultants; and
- base pay, annual incentives and long-term incentives targeted at median market levels, with the opportunity for annual and long-term incentives at the 75th percentile or higher for significantly exceeding performance targets. Actual compensation will be above median if performance exceeds targets and below median when performance is below targets.

The Committee has engaged Frederic W. Cook & Co., Inc. (“FW Cook”) as the Committee’s independent executive compensation consultant. FW Cook reports directly to the Committee and provides advice to the Committee on the structure and amounts of executive and non-employee director compensation. FW Cook provides no other services to the Company.

Compensation Processes and Practices. The Committee follows certain processes and practices in connection with the structure and implementation of executive compensation plans.

- The elements of target total compensation are reviewed annually against general industry survey data and a peer group developed by FW Cook and approved by the Committee. The Committee uses the survey data and peer group information to assess the competitiveness of target compensation levels and pay mix for the CEO, CFO and other executives.
- The Committee used as its primary benchmark a general industry Aon Hewitt Survey of 134 companies which FW Cook adjusted to provide market compensation levels for companies within a range of Valmont’s annual revenues. The adjusted revenue size range of the companies in the Aon Hewitt Survey was approximately \$2.80 billion. Valmont’s 2018 revenues were approximately \$2.76 billion. The competitive medians referenced below for base salary, target annual incentives and long-term incentives are the competitive medians based on the Aon Hewitt Survey data.
- The Committee also used a peer group developed by FW Cook as a supplemental benchmark of CEO and CFO pay levels. FW Cook advised that, due to differences in the jobs of the individuals reported in the proxies of the peer group companies, consistent and reliable comparable compensation information was available only for the CEO and CFO. The current peer group consists of the following twelve companies:

Barnes Group	Harsco	SPX Corporation
Carlisle Corporation	Hubbell	TORO
Crane	IDEX	Trinity Industries
FlowServe	Pentair	Watts Water

- The Company’s revenues approximated the median of the peer group. The peer group had median revenue of \$2.81 billion. Valmont’s revenues for 2018 were approximately \$2.76 billion.
- The Committee also reviews a tally sheet with respect to the total compensation (target and actual) of each named executive officer and each group president. The Committee utilizes tally sheets as a reference point to ensure that the Committee has a comprehensive picture of the compensation paid and payable to each executive officer. The Committee uses market data provided by FW Cook as one of the primary factors in executive compensation decisions and the tally sheets are not determinative with respect to any particular element of compensation.
- The compensation programs provide for both cash and equity elements. Base salary and annual incentives are paid in cash. Long-term incentives paid for the 2016-2018 plan comprised of Company performance shares are paid in cash for executives who have met their stock ownership guidelines, and are paid 50% in cash and 50% in equity for other executives; beginning with payouts for the 2018-2020 long-term incentive plan, payouts will be settled in equity. Stock options are settled in equity.
- The Committee determines the mix of cash and equity compensation. The Committee has no pre-established policy for the allocation between either cash and equity or short-term and long-term incentive compensation. The Committee reviews information provided by FW Cook to determine the appropriate level and mix of incentive compensation. The Committee believes that a majority of an executive’s overall compensation opportunity should be incentive-based.
- The structure of all incentive compensation plans is reviewed periodically to assure their linkage to the current objectives and strategies and performance goals.
- The Committee’s policy is to establish base salary, target annual incentives and long-term incentives with targets at or near the competitive median level and potential payouts of

incentives up to 200% of target for executive officers who significantly exceed performance targets. The annual incentives and long-term incentives are established for each executive officer by using a percentage of base salary that approximates the competitive target median for the executive. There are no material differences in compensation policies with respect to individual executive officers.

- The Company's programs have been designed so that compensation paid to executive officers will generally be deductible under the Internal Revenue Code's compensation limits for deductibility. Executive compensation generally produces ordinary income to the executive and a corresponding tax deduction for Valmont, except for amounts deferred under Valmont's qualified and related nonqualified plans, amounts subject to future vesting, and amounts related to stock awards which are subject to special accounting and tax provisions. Section 162(m) of the Internal Revenue Code generally places a \$1 million limit on the amount of compensation a company can deduct in any one year for certain executive officers. Previous law provided an exemption from the limitation for performance-based compensation. This exemption has been repealed for taxable years beginning after December 31, 2017. Consequently, compensation paid to certain executive officers in excess of \$1 million may not be deductible unless it qualifies for transition relief applicable to certain arrangements in place as of November 2, 2017.

Elements of Compensation. Valmont's executive compensation is based on three components, each of which is intended to support the overall compensation philosophy.

- The three components are base salary, annual incentives, and long-term performance incentives (which include equity incentives). For 2018, base salary accounted for approximately 31% of the total compensation of the named executive officers and incentive compensation accounted for approximately 64% of such total compensation.
- Valmont's executive officers do not have employment agreements.
- Valmont's executive officers do not have agreements providing for special payments in the event of a termination of employment or a change-of-control of Valmont. Valmont's 2018 Stock Plan provides for accelerated vesting of non-vested amounts in the event of an involuntary termination following a change-of-control. See Potential Payments Upon Termination or Change-in-Control.
- Valmont does not have a pension plan. Valmont's executive officers do participate in its 401(k) Plan and also participate in the related non-qualified supplemental benefit plan.
- Valmont does not maintain a perquisite program for its executive officers. Amounts relating to the limited use of Company aircraft for personal travel are included in the summary compensation table.
- Valmont has an executive compensation recoupment policy covering cash and equity described on page 10.
- Valmont has policies prohibiting hedging and pledging of Company stock by directors and officers.

CEO Transition. Stephen Kaniewski became President and Chief Executive Officer of Valmont on the first day of fiscal 2018 (December 31, 2017) and Mogens Bay became Executive Chairman of the board of directors on that date.

Chief Executive Officer

Mr. Kaniewski, as Chief Executive Officer, is responsible for all day-to-day management decisions and for implementing Valmont's long-term strategic plan and annual operating plan as approved by the

board of directors. The Chief Executive Officer acts as a liaison between the board of directors and management and communicates to the board of directors on behalf of management.

The board of directors, following the recommendation of the Human Resources Committee and FW Cook, approved the material terms of Mr. Kaniewski's 2018 compensation: (1) base salary of \$900,000, (2) participation in the 2018 Annual Incentive Plan with a target of 100% of base salary, (3) participation in the 2018 - 2020 long-term performance share plan with a target of 150% of base salary, (4) continued participation in the performance share plans ending in 2018 and 2019 with prorated salary targets, (5) participation in Valmont's stock option incentive plan with a grant of 31,091 stock options on December 18, 2017 (vesting in three equal installments beginning on the first anniversary of the grant), and (6) participation in Valmont's other executive benefit plans on the same basis as other executive employees.

Executive Chair

Mr. Bay was Chairman and Chief Executive Officer of Valmont since January of 1997. The board of directors wanted to retain Mr. Bay's 24 years of executive experience in Valmont's industries and requested that Mr. Bay continue in an executive position, in addition to his duties as board chair, for a period of one year to ensure a smooth transition of leadership.

The board of directors, following the recommendations of the Human Resources Committee and FW Cook, approved the material terms of Mr. Bay's 2018 compensation: (1) base salary of \$500,000, (2) participation in the 2018 Annual Incentive Plan with a target of 90% of base salary, (3) continued participation in the three-year performance share plans ending in 2018 and 2019, and (4) participation in the Company's other executive benefit plans on the same basis as other executive employees. Mr. Bay did not receive new grants of long-term performance share plan awards or other equity awards. FW Cook determined there was no applicable survey data for the executive chairman position and the Committee set his compensation based on market data that analyzed compensation changes for CEOs who made similar transitions.

Mr. Bay's term as Executive Chairman ended on December 28, 2018. Mr. Bay now serves as non-executive Board Chairman. His duties in this role include leading meetings of directors, attending Committee meetings as appropriate, establishing board agendas with the Lead Director, overseeing board and Committee evaluations, promoting director recruitment and selection, and ensuring effective board governance. Mr. Bay receives no executive compensation for services in 2019. His fees for service as a director consist of standard director compensation plus \$100,000 for services as non-executive Board Chairman.

2018 Compensation Program Elements.

Base Salary. Base salary is targeted at the competitive median level. Competitive median levels are provided by FW Cook based on the primary benchmark survey prepared by Aon Hewitt. Base salary is intended to compensate the executive for satisfying the requirements of the position. Salaries for executive officers and other key employees are reviewed by the Committee on an annual basis and may be changed based on the individual's performance or a change in competitive pay levels in the marketplace.

The Committee reviews with the Chief Executive Officer an annual salary plan for the Company's executive officers and other key employees (other than the Chief Executive Officer). The annual salary plan is developed by the Company's Human Resources staff, under the ultimate direction of the Chief Executive Officer, and is based on national surveys of companies with similar characteristics and on performance judgments as to the past and expected future contributions of the individual executive. The salary plan is modified as deemed appropriate and approved by the Committee. The Committee reviews and establishes the base salary of the Chief Executive Officer based on competitive

compensation data provided by FW Cook using data for similar sized companies and the Committee's assessment of his past performance, his leadership in establishing performance standards in the conduct of the Company's business, and its expectation as to his future contribution in directing the long-term success of the Company and its businesses.

The Committee continued the Company's combined matching contribution under the Valmont Employees Retirement Savings Plan (a 401(k) plan) and related Restoration Plan (a non-qualified plan in place since 2002 designed to restore benefits otherwise limited by IRS regulations). The Company's contributions to such plans for 2018 compensation (4.5% of covered compensation) for the named executive officers (which matched the amounts contributed by such executive officers) are set forth in the Non-Qualified Deferred Compensation table.

Based on the factors described above, the Committee in December 2017 reviewed the base salaries of the named executive officers for 2018. See CEO Transition concerning base salaries for Mr. Bay and Mr. Kaniewski. The base salary for the other named executive officers were increased between 3% and 7%. For 2018, base salaries of our named executive officers were the following percentages of the survey competitive median level: Kaniewski, 92%; Jaksich, 102%; Brown, 99%; and Francis, 101%.

The Committee reviewed executive base salaries in December 2018 again based on the factors described above. Mr. Kaniewski's base salary was increased 5%. Mr. Bay no longer receives a base salary since his status as Executive Chairman ended in 2018. The base salary for Mr. Francis was increased 5% and Mr. Jaksich's base salary was increased 3%. Ms. Brown's base salary was unchanged due to her planned retirement.

Annual Incentives. The Company's short-term incentives for 2018 were established pursuant to programs under the shareholder approved Executive Incentive Plan. The Committee determined for 2018 that the annual incentive of executives should be based on optimizing profits and free cash flow. Accordingly, the executive officer programs provide for target performance levels based 75% on the Company's net earnings performance and 25% on free cash flow performance. Annual incentives are targeted at the competitive median level. Competitive median levels are provided by FW Cook based on the primary benchmark survey prepared by Aon Hewitt. For 2018, each named executive officer's annual incentive opportunity ranged from 0% to 200% of the targeted incentive, depending on the level of achievement of the Company's performance goals. For executive officers' 2018 annual incentives, a target incentive was established ranging from 45% to 100% of base salary, and performance goals were set based on net earnings and free cash flow results.

2018 Target Incentives—Percentage of Base Salary

Mr. Bay	90%
Mr. Kaniewski	100%
Mr. Jaksich	75%
Ms. Brown	45%
Mr. Francis	45%

The annual incentive targets were the following percentages of the survey competitive median level: Kaniewski, 88%; Jaksich, 96%; Brown, 71%; and Francis, 98%.

A minimum threshold level of performance had to be attained before any incentive was earned by an executive officer. Payout under the plan to any executive officer was capped at two times the target incentive. Participants, thresholds and specific performance levels are established by the Committee at the beginning of each fiscal year. The Committee may also award discretionary non-incentive-based bonuses to an executive officer to recognize exceptional performance in a particular year. No discretionary awards were made to named executive officers with respect to performance in the last three years.

The Committee approved in February 2018 participation, including executive officers, in the short-term incentive program for 2018. The annual incentives for 2018 were based 75% on net earnings improvement and 25% on free cash flow performance. Each performance measure operates independently. The Human Resources Committee established the measures below to be used for the incentive threshold (payout at 50% of target), target incentive (payout at target), and maximum incentive (payout at 2x target) for both 2018 net earnings improvement and 2018 free cash flow performance. Payouts are linearly interpolated for performance between threshold/target and target/maximum performance levels.

Net Earnings Improvement (75% Weight)

	<u>Threshold</u>	<u>Target/AOP</u>	<u>Maximum (2x Target)</u>
2018	\$170.8 million	\$189.8 million	\$208.8 million

Free Cash Flow Performance (25% Weight)

	<u>Threshold</u>	<u>Target</u>	<u>Maximum (2x Target)</u>
2018	\$122.8 million	\$136.4 million	\$150.0 million

The 2018 adjusted net earnings (GAAP net earnings attributable to Valmont of \$94.4 million, increased by net aggregate after-tax adjustments of \$82.6 million for non-recurring items relating to impairment of goodwill of \$14.8 million, restructuring expenses of \$30.4 million, acquisition diligence costs of \$3.4 million, loss from a divestiture of \$5.7 million, debt refinancing costs of \$11.1 million, non-recurring vendor quality expense of \$3.7 million, inventory impairments attributed to exiting certain local markets of \$7.3 million and LIFO inventory valuation expense of \$6.7 million, decreased for tax reform adjustment of \$0.5 million) were \$177.0 million, which resulted in performance at 66.4% of target. The 2018 free cash flow performance (GAAP operating cash flow of \$153.0 million decreased for capital expenditures of \$71.9 million) was \$81.1 million, resulting in performance below threshold. The combination of the two factors resulted in an annual incentive payout for executive officers at 49.8% of target for 2018. Based on the 2018 results, annual incentive payouts for 2018 were as follows:

2018 Annual Incentives

Mr. Bay	\$224,100
Mr. Kaniewski	\$448,200
Mr. Jaksich	\$203,889
Ms. Brown	\$ 85,188
Mr. Francis	\$ 72,056

In February 2019, the Committee selected the participants and established the performance goals for the 2019 annual incentive program. The performance goals for named executive officers in 2019 are based 75% on net earnings and 25% on revenue growth. The Committee also established an additional potential payout of 20% of base salary based on individual performance goals established by the Committee, but in no event can the total annual incentive exceed the 2x cap.

Long-Term Performance Incentives. Long-term performance incentives for senior management in 2018 were provided in two ways: through the long-term performance share program, and through equity awards under the shareholder approved 2018 Stock Plan. Both long-term performance incentive programs (long-term performance share plan and equity awards) are targeted at competitive median levels. Competitive median levels are provided by FW Cook based on the primary benchmark survey

prepared by Aon Hewitt. For the three-year award cycle ended in 2018, each named executive officer's long-term incentive opportunity under the performance share program ranged from 0% to 200% of the targeted incentive, depending on the level of achievement of the Company's performance goals. The 2018 long-term incentive targets (for both performance shares and equity) were the following percentages of the survey competitive median level: Kaniewski, 72%; Jaksich, 95%; Brown, 93%; and Francis, 118%.

The current long-term performance share programs operate on three-year award cycles. The Committee selects participants, establishes target awards, and determines a performance matrix. The Committee in February 2016 designed the matrix for the award cycle ending in 2018 to encourage both the effective use of the Company's capital and the growth of its earnings, and consequently the matrix was based on average return on invested capital or "ROIC" and cumulative compound operating income growth or "OIG", weighted 50% ROIC and 50% OIG, at the beginning of the award cycle. The Committee established the following performance measures for ROIC and OIG for the award cycle ending in 2018:

	<u>OIG (50% Weight)</u>	<u>ROIC (50% Weight)</u>	<u>Cumulative Payout as % of Target</u>
Maximum	20%	11.5%	200%
Target	10%	9.5%	100%
Threshold	1%	9.5%	55%
Below Threshold	Below 1%	Below 9.5%	0%

The Committee in February 2016 selected the participants, including executive officers, for participation in the three-year award cycle ending in 2018. Targets for the 2016-2018 award cycle were established based on a predetermined percentage ranging from 40% to 175% of base salary, which amount was converted to performance shares valued at the Company's stock price at the beginning of the performance period (which for the 2016-2018 performance period was a thirty-day average of \$111.80). The percentage of base salary for the named executive officers was:

	<u>Percentage of Salary</u>
Mr. Bay	175%
Mr. Kaniewski	Prorated 70% - 85%
Mr. Jaksich	80%
Ms. Brown	40%
Mr. Francis	40%

The performance matrix provides for the potential payouts to be increased or decreased in number based on greater or lesser levels of performance. Earned performance shares are valued at the Company's stock price at the end of the performance period (the thirty-day average prior to fiscal year end); consequently, payouts may be higher or lower based on the Company's stock price performance during the award cycle. Performance incentives are generally forfeited if a participant leaves the Company before the end of the performance cycle. Prorated awards may be earned based on performance results in the event of death, disability, normal retirement, termination of employment without cause, or a change in control. Earned performance shares are capped at two times the target number of performance shares. The Committee approves the number of performance shares to be paid following a review of results at the end of each performance cycle. Awards may be paid in cash or in shares of common stock or any combination of cash and stock; participants who have not attained applicable stock ownership guidelines receive 50% of the award in common stock.

Based on the above described ROIC and OIG performance goals established by the Committee, the Company's three-year average ROIC on an adjusted basis was 10.30% and the three-year cumulative compound adjusted operating income growth was 10.31%, resulting in performance at

114.3% of target. Based on the above described ROIC and OIG performance goals established by the Committee, the Company's three-year average ROIC on an adjusted basis was 10.30% and the three-year cumulative compound adjusted operating income growth was 10.31%, resulting in performance at 114.3% of target. The Company's calculation of return on invested capital for fiscal years is on page 20 of the 2018 Form 10-K. Additionally, 2018 ROIC used an adjusted operating income and an adjusted tax expense. The 2018 adjusted operating income (GAAP operating income of \$202.3 million increased by net aggregate pre-tax adjustments of \$67.1 million of non-recurring items relating to restructuring expense of \$34.0 million, goodwill and intangible asset impairments of \$15.8 million, inventory and other assets impairments for plant closures of \$7.9 million, non-recurring vendor quality expenses of \$5.0 million and acquisition diligence costs of \$4.4 million) was \$269.4 million on an adjusted basis. Using an adjusted tax rate of 24.0% (adjusted to exclude the non-deductible goodwill impairment and certain restructuring expenses in taxing jurisdictions where the Company will not realize a tax benefit) results in an adjusted after-tax operating income of \$204.7 million. The adjusted after-tax operating income divided by the Company's average invested capital of \$1,937.0 million results in an adjusted ROIC of 10.5% for 2018. The Company's stock price during the performance period increased from \$111.80 to \$119.58 which increased the value of the earned performance shares. Consequently, long-term payments were earned by the named executive officers as follows: Mr. Bay \$2,097,084; Mr. Kaniewski \$888,516; Mr. Jaksich \$503,251; Ms. Brown \$171,852; and Mr. Francis \$142,595. All awards to the named executive officers were paid in cash, except 50% of the awards to Mr. Kaniewski and to Mr. Francis were paid in stock. There were no payments in 2016 or 2017 under the 2014-2016 and 2015-2017 long-term incentive plans.

In February 2018, the Committee selected the participants and established the performance goals for the 2018-2020 award cycle; the performance goals for the cycle ending in 2020 are again based on a combination of growth in operating income and return on invested capital. Targets were established for executive officers based on a percentage of base salary ranging from 40% to 150% and performance targets established at 9.5% average ROIC and 10% OIG growth.

Stock Incentives and Ownership Guidelines. The board of directors, upon recommendation of the Committee, has established stock ownership and retention guidelines for senior management. The guidelines require an equity position having a value of six times base salary for the Chief Executive Officer, three times base salary for the Chief Financial Officer and Group Presidents, and two times base salary for other corporate officers. The officers have five years from attaining the position to meet the ownership target. The officers are required to retain 75% of the net shares acquired upon the exercise of stock options and the vesting of restricted stock until the stock ownership guidelines have been attained and maintained. The named executive officers currently meet these targets, except for Mr. Kaniewski, who became a named executive officer in October 2016, and Mr. Francis, who became a named executive officer in January 2018. The Company has policies prohibiting hedging and pledging of Company stock by directors and officers.

Long-term stock incentives are provided through grants of stock options and restricted stock units to executive officers and other key employees pursuant to the shareholder approved 2018 Stock Plan. The stock component of compensation is intended to retain and motivate employees to improve long-term shareholder value. Such grants for executive officers were in 2016, 2017 and 2018 made at the regularly scheduled Committee meeting in December of each year as part of the compensation for the upcoming year. Stock options are granted at the market value on the date of grant and have value only if the Company's stock price increases. Stock options granted during 2018 vest beginning on the first anniversary of the grant in equal amounts over three years and expire seven years after the date of grant; however, the special one-time grant of 4,000 options to Mr. Francis cliff-vests in five years. Employees must be employed by the Company at the time of vesting in order to exercise the options. Options granted in 2018 also vest on death, disability and involuntary termination following a change-of-control. If an employee retires after age 62 (with five years of service), options continue to

vest and be exercisable according to the original terms. The Company's stock plans prohibit repricing. Restricted stock units granted during 2018 vest in three equal installments beginning on the first anniversary of the grant; the units also vest on death, disability and involuntary termination following a change-of-control, and vesting is prorated if an employee retires after age 62 (with five years of service).

The Committee establishes the number and terms of the options and restricted stock units granted under the stock plans. The Committee established the terms and provisions of such equity grants based on industry standards as provided to the Committee by its independent compensation consultant. The Committee established the number of options and restricted stock units to each executive officer so that the aggregate long-term incentive compensation would be targeted at competitive median levels. The value used in determining the number of stock options granted to each executive officer was computed in accordance with FASB Accounting Standards Codification Topic 718, which is described in footnote 12 to the Company's consolidated financial statements. The Committee encourages executives to build a substantial ownership investment in the Company's common stock. The table on page 3 reflects the ownership position of the directors and executive officers at March 7, 2019. Outstanding performance by an individual executive officer is recognized through larger equity grants. The Committee, in determining grants of equity under the stock plans, also reviews and considers the executive's history of retaining shares previously obtained through the exercise of prior options and restricted stock grants. In December 2018, stock options and/or restricted stock units were granted to named executive officers with a fair market value of a percentage of base salary as follows:

	<u>Percentage of Base Salary</u>
Mr. Bay	N/A
Mr. Kaniewski	165%
Mr. Jaksich	80%
Ms. Brown	0% (pending retirement)
Mr. Francis	50%

The amounts were established so that aggregate long-term incentive compensation would be targeted at competitive median levels. Competitive median levels are provided by FW Cook based on the primary benchmark survey prepared by Aon Hewitt.

The Committee granted options for an aggregate of 105,135 shares to eight employees and restricted stock units for an aggregate of 80,074 shares to 285 employees in December 2018, including options and restricted stock units to named executive officers as described below. The Committee had granted restricted stock units for 13,161 shares, including restricted stock units for director fees, prior to December 2018.

The Committee determined in December 2017 that the annual equity grants to the Chief Executive Officer and Chief Financial Officer should be stock options, and the equity grants to the other executive officers should be 50% stock options and 50% restricted stock units (on a value basis), to

reflect current market practices as determined by FW Cook. In December 2018, the Committee granted the following stock options and restricted stock units to the named executive officers:

December 2018 Stock Grants

	<u>Stock Options</u>	<u>Restricted Stock Units</u>
Mr. Bay	0	0
Mr. Kaniewski	52,618	0
Mr. Jaksich	15,099	0
Ms. Brown	0	0
Mr. Francis	2,833	753

The option grants and restricted stock unit grants vest in equal installments over three years. The Committee determined that such grants were appropriate long-term incentives, based on market data and the Committee’s review of each executive’s performance. Mr. Francis also received a one-time retention-based grant of 4,000 options which vests in five years.

The Committee believes that the programs described above provide compensation that is competitive with comparable companies, link executive and shareholder interests and provide the basis for the Company to attract and retain qualified executives. The Committee will continue to monitor the relationship among executive compensation, the Company’s performance, and shareholder value.

Compensation Risk Assessment

The Human Resources Committee in February 2019 conducted a risk assessment of the Company’s compensation programs which was reviewed by its independent compensation consultant. The Committee determined that the risks arising from the Company’s compensation policies and practices are not reasonably likely to have a material adverse effect on the Company. The Committee believes the programs are designed to promote long-term value creation and do not motivate imprudent risk taking. The Company sets performance goals that are reasonable in light of past performance and market conditions. The annual and long-term incentive plans for executives and senior management use an aggregate of three or more company-wide performance metrics which provide for sliding scale incentives rather than an all-or-nothing approach; all such incentives have thresholds before they are paid and all are capped. The long-term incentives, consisting of performance shares, stock options and restricted stock units, have a three-year performance period or vesting period and consequently the value to executives varies with the Company’s stock price over the period. The Company has a stock retention policy which requires retention of 75% of the net shares acquired upon the exercise of stock options and the vesting of restricted stock until stock ownership guidelines are met. The Company has an executive clawback policy in the event of financial restatements due to fraud. The Company also has policies which prohibit the hedging or pledging of Company stock by directors and officers.

Human Resources Committee Report

The Human Resources Committee has reviewed and discussed the Compensation Discussion and Analysis with management and, based on such review and discussion, has recommended to the board that the Compensation Discussion and Analysis be included in this Proxy Statement.

HUMAN RESOURCES COMMITTEE

Daniel P. Neary, Chairman
 Catherine James Paglia
 Donna M. Milrod

Pay Ratio Information

We are providing the following information about the relationship of the annual total compensation of our employees and the annual total compensation of our Chief Executive Officer (“CEO”) for our fiscal 2018. The pay ratio included in this information is a reasonable estimate calculated in a manner consistent with applicable securities regulations.

For our fiscal year ended December 29, 2018:

- The median of the annual total compensation of all employees of our company (other than our CEO) was \$47,042.
- The annual total compensation of our CEO, as reported in the Summary Compensation Table, was \$4,428,908.
- Based on this information, for 2018 the ratio of the annual total compensation of our CEO to the median of the annual total compensation of all employees was 94 to 1.

To identify the median of the annual total compensation of all our employees, we selected September 30, 2018 as the date for data gathering to identify the median employee because it enabled us to make such determination in a reasonably efficient and economical manner. We used the total cash compensation (base salary, cash bonuses and cash incentives) of all employees globally as reflected in payroll records. We identified our median employee using this compensation measure, which was consistently applied to all our employees included in the calculation.

We did not use the same median employee as we did in 2017. That employee worked substantial overtime in 2018 and those changed circumstances resulted in unusually high compensation, which would not have been representative of our typical median employee and would have resulted in a significant change in our pay ratio disclosure.

Once we identified our median employee, we combined all elements of such employee’s compensation for 2018 to arrive at such employee’s total compensation in the same manner as we arrived at our CEO’s total compensation as set forth in the Summary Compensation Table.

**Executive Compensation
Summary Compensation Table**

	Year	Salary (\$)	Bonus (\$)	Stock awards (\$)(1)	Option awards (\$)(2)	Non-equity incentive plan compensation (\$)	All other compensation (\$)(3)	Total (\$)
Mogens C. Bay(4)	2018	500,000	0	0	0	224,100	232,895	956,995
Executive Chairman	2017	980,000	0	1,715,000	0	968,044	433,471	4,096,515
	2016	980,000	0	1,715,000	1,700,589	722,260	323,439	5,441,288
Stephen G. Kaniewski(5)	2018	900,000	0	1,350,000	1,604,262	448,200	126,446	4,428,908
President and Chief	2017	575,000	0	1,488,655	1,358,055	413,080	13,500	3,848,290
Executive Officer	2016	470,408	0	446,109	484,610	192,635	13,500	1,607,262
Mark C. Jaksich	2018	545,887	0	436,710	460,338	203,889	55,754	1,702,578
Executive Vice	2017	529,988	0	423,990	439,290	333,150	38,792	1,765,210
President and Chief Financial Officer	2016	514,551	0	623,541	210,201	241,325	33,957	1,623,575
Vanessa K Brown(6)	2018	380,134	0	190,067	0	85,188	17,109	672,498
Senior Vice President	2017	362,033	0	239,807	95,572	130,042	22,124	849,579
Human Resources	2016	351,488	0	230,976	89,731	94,200	20,025	786,420
Timothy P. Francis(7)	2018	321,535	0	245,164	208,338	72,056	20,829	867,922
Senior Vice President	2017	300,500	0	200,567	80,852	107,940	18,357	708,216
Corporate Controller	2016	291,750	0	176,701	59,593	78,188	13,500	619,732

- (1) Stock awards consist of the grant date fair value (based on the target award amount) of the performance shares which can be earned by each of the above-named executives under the long-term incentive program with respect to grants in each fiscal year. See Compensation Discussion and Analysis for a description of these awards. The maximum award value, if earned (exclusive of increases in performance share value based on increases in the Company's stock price) would be two times the amounts shown in this column for the performance shares. Stock awards include the value of restricted stock units granted to Mr. Jaksich and Ms. Brown in December 2016, to Mr. Kaniewski and Ms. Brown in December 2017 and to Mr. Francis in December 2018.
- (2) Option awards reflects the aggregate grant date fair value of stock options computed in accordance with FASB Accounting Standards Codification Topic 718. See footnote 12 to the Company's consolidated financial statements for the assumptions used in the valuation of these awards. The exercise price of all options granted in 2018 to the named executive officers was \$112.08.
- (3) All Other Compensation reflects amounts contributed by the Company to its 401(k) plan and related supplemental benefit plan, which matches the amounts contributed in 2018 by executive officers in accordance with plan provisions; such Company contributions are 4.5% of the executive officer's salary, bonus and incentives that are paid in cash. Contributions to the supplemental benefit plan are based on cash compensation, a majority of which is performance based and variable and is paid only if performance levels are met. All other compensation for Mr. Bay includes \$207,920 and for Mr. Kaniewski includes \$86,020 with respect to personal use of Company aircraft in 2018 based on the Company's variable operating cost.
- (4) Mr. Bay's term as Executive Chairman ended on December 28, 2018; he now serves as non-executive Board Chairman.
- (5) Mr. Kaniewski became an executive officer in October 2016.
- (6) Ms. Brown retired effective December 31, 2018.
- (7) Mr. Francis became a named executive officer in 2018.

**Grants of
Plan-Based Awards for Fiscal 2018**

Name	Grant Date	Estimated Future Payouts Under Non-Equity Incentive Plan Awards (\$)(1)			Estimated Future Payouts Under Equity Incentive Plan Awards (# of shares)(1)			All Other Stock Awards: Number of Shares of Stock or Units (#)(1)	All Other Option Awards: Number of Securities Underlying Options (#)	Exercise or Base Price of Option Awards (\$/share)	Grant Date Fair Value of Stock and Option Awards\$(2)
		Threshold	Target	Maximum	Threshold	Target	Maximum				
Mogens C. Bay . . .	02/26/2018	0	450,000	900,000	0	0	0	0		0	
Stephen G. Kaniewski	02/26/2018 12/17/2018	0	900,000	1,800,000	4,066	8,133	16,266	0	52,618	112.08	1,604,262
Mark C. Jaksich . . .	02/26/2018 12/17/2018	0	409,415	818,830	1,315	2,631	5,262	0	15,099	112.08	460,388
Vanessa K. Brown	02/26/2018 12/17/2018	0	171,060	342,120	572	1,145	2,290	0	0		0
Timothy P. Francis	02/26/2018 12/17/2018	0	144,691	289,382	484	968	1,936	753	6,833	112.08	292,734

- (1) Non-equity incentive awards were made with respect to the Company's 2018 annual incentive plan. Equity incentive plan awards represent performance shares under the Company's 2018-2020 long-term incentive plan. See Compensation Discussion and Analysis for a description of each plan. Performance shares, option awards and restricted stock unit awards are made under the shareholder-approved 2018 Stock Plan.
- (2) See footnote 12 to the Company's consolidated financial statements for the assumptions used in valuing these awards.

Outstanding Equity Awards at Fiscal Year-End

Name	Number of Securities Underlying Unexercised Options (#) Exercisable(1)	Number of Securities Underlying Unexercised Options (#) Unexercisable(1)	Equity Incentive Plan Awards: Number of Securities Underlying Unexercised Options	Option Exercise Price (\$)	Option Expiration Date	Number of Shares or Units of Stock That Have Not Vested (#)(2)	Market Value of Shares or Units of Stock That Have Not Vested (\$)(3)	Equity Incentive Plan Awards: Number of Unearned Shares, Units or Other Rights That Have Not Vested (#)(4)	Equity Incentive Plan Awards: Market or Payout Value of Unearned Shares, Units or Other Rights That Have Not Vested (\$)(5)
Mogens C. Bay	15,726	0	0	132.84	12/08/2021			15,339	1,668,576
	42,870	0		104.47	12/16/2022			11,543	1,255,647
	28,251	14,126		151.90	12/19/2023			0	0
Stephen G. Kaniewski .	3,065	0	0	136.42	12/17/2019	6,084	661,817		
	2,869	0		145.25	12/09/2020			3,056	332,431
	1,823	0		132.84	12/08/2021			3,290	357,886
	4,882	0		104.47	12/16/2022			8,133	884,707
	8,050	4,026		151.90	12/19/2023				
	10,363	20,728		164.35	12/18/2024				
Mark C. Jaksich	0	52,618		112.08	12/17/2025				
	3,280	0	0	136.42	12/17/2019	465	50,582		
	3,177	0		145.25	12/09/2020			3,681	400,419
	10,679	0		132.84	12/08/2021			2,853	310,349
	15,434	0		104.47	12/16/2022			2,631	286,200
	3,492	1,746		151.90	12/19/2023				
	3,352	6,705		164.35	12/18/2024				
Vanessa K. Brown . . .	0	15,099		112.08	12/17/2025				
	3,177	0	0	145.25	12/09/2020				
	3,647	0		132.84	12/08/2021			1,257	136,736
	5,271	1,757		104.47	12/16/2022			974	105,951
	1,490	746		151.90	12/19/2023			1,145	124,553
Timothy P. Francis . . .	729	1,459		164.35	12/18/2024				
	1,009	0	0	132.84	12/08/2021	1,811	197,000		
	4,542	0		104.47	12/16/2022			1,043	113,457
	990	495		151.90	12/19/2023			809	88,003
	617	1,234		164.35	12/18/2024			968	105,299
	0	4,000		112.08	12/17/2025				
	0	2,833		112.08	12/17/2025				

- (1) The options that expire on December 17, 2019 vested in equal installments on December 17 of 2013, 2014 and 2015. The options that expire on December 9, 2020 vested in equal amounts on December 9 of 2014, 2015 and 2016. The options that expire on December 8, 2021 vested in equal amounts on December 8 of 2015, 2016 and 2017. The options that expire on December 16, 2022 vested in equal amounts on December 16, 2016, 2017 and 2018. The options that expire on December 19, 2023 vested or vest in equal amounts on December 23 of 2017, 2018 and 2019. The options that expire on December 18, 2024 vested or vest in equal amounts on December 18, 2018, 2019, and 2020. The options that expire on December 17, 2025 vest in equal amounts on December 17, 2019, 2020, and 2021, except the 4,000 options granted to Mr. Francis that expire on December 17, 2025 vest on December 17, 2023.
- (2) Mr. Kaniewski's 6,084 restricted stock unit grant in December 2017 vests in three equal installments beginning on the third anniversary of the grant. Mr. Francis' awards include 600 shares of restricted stock which vest on June 3, 2019. The remaining awards for these named executive officers reported in this column are restricted stock units which vest in equal installments over three years following date of grant and on vesting will be settled in an equal number of shares of common stock. Dividends are paid upon vesting of restricted shares.
- (3) Based on the number of shares or units at the closing market price at the end of the 2018 fiscal year (\$108.78 per share).
- (4) Number shown is based on the target number of performance shares which can be earned under the long-term incentive plans for the three-year periods ending in 2018, 2019, and 2020, respectively. See Compensation Discussion and Analysis for a description of the provisions of the long-term incentive plans.
- (5) Based on the target number of performance shares at the closing market price at the end of the 2018 fiscal year (\$108.78 per share).

Options Exercised in Fiscal 2018

Name	Option Awards	
	Number of Shares Acquired on Exercise (#)	Value Realized on Exercise \$(1)
Stephen Kaniewski	4,882	199,576

- (1) Difference between the exercise price of the options and the market price on date of exercise.

Nonqualified Deferred Compensation

Name	Executive Contributions in Last Fiscal Year \$(1)	Registrant Contributions in Last Fiscal Year \$(2)	Aggregate Earnings in Last Fiscal Year (\$)	Aggregate Withdrawals/ Distributions (\$)	Aggregate Balance at Last Fiscal Year End \$(3)(4)
Mogens C. Bay	27,079	12,600	(200,882)	0	16,572,940
Stephen G. Kaniewski	53,624	28,051	(12,287)	0	82,157
Mark C. Jaksich	197,098	43,380	(117,434)	0	3,356,768
Vanessa K. Brown	10,816	4,734	(19,217)	0	1,157,424
Timothy P. Francis	14,134	8,454	(3,761)	0	71,628

- (1) Executive officer contributions are included in the executive compensation amounts reflected in the Summary Compensation Table as part of Salary, Bonus and Non-equity Incentive Plan Compensation; such contributions include deferrals to the nonqualified deferred compensation plan but not amounts contributed to the qualified 401k plan.
- (2) Company contributions match executive contributions to the 401(k) and related nonqualified deferred compensation plans with respect to compensation and are included in the Summary Compensation Table under All Other Compensation. Company contributions are 4.5% of the executive officer's salary, bonus and cash incentives.
- (3) The aggregate balance includes amounts contributed after the fiscal year end with respect to fiscal 2018 compensation.
- (4) The Company does not have a pension plan or other defined benefit plan. The Company's nonqualified deferred compensation plan is offered to allow certain Company employees who, due to compensation and contribution ceilings established under the Internal Revenue Service regulations, are limited in making contributions to the Company's 401(k) plan. This plan is fully funded and the related assets in the plan are reported on the Company's balance sheet and are subject to creditor claims in event of the Company's bankruptcy. The vesting provisions follow that of the Company's 401(k) plan. Compensation that is eligible for deferral by the executive includes salary, bonus and cash incentives, and the executive may defer any percentage of eligible compensation. Investment values and related earnings are based on quoted market prices of the investments held by the plan. Investment alternatives under the plan are selected by each employee and may be changed based on the rules set forth by each investment fund selected by the employee. Distribution payments are made upon a specified period after separation from service in accordance with Section 409A of the Internal Revenue Code. The methods of distribution include single lump sum cash payment or annual installments for 2-10 years. In-service withdrawals are allowed in compliance with Section 409A of the Code.

Director Compensation

<u>Name</u>	<u>Fees Earned or paid in Cash (\$)(1)</u>	<u>Stock Awards (\$)(1)(2)</u>	<u>Option Awards (\$)(2)</u>	<u>Non-Equity Incentive Plan Compensation (\$)</u>	<u>Change in Pension Value and Nonqualified Deferred Compensation Earnings (\$)</u>	<u>All Other Compensation (\$)</u>	<u>Total (\$)</u>
Walter Scott, Jr.	105,000	129,889	0	0	0	0	234,889
Kenneth E. Stinson	66,716	0	0	0	0	0	66,716
Kaj den Daas	99,291	129,889	0	0	0	0	229,180
Daniel P. Neary	116,791	129,889	0	0	0	0	246,680
Clark T. Randt	104,791	129,889	0	0	0	0	234,680
J. B. Milliken	93,500	129,889	0	0	0	0	223,389
Catherine J. Paglia	125,500	129,889	0	0	0	0	255,389
Theo W. Freye	93,500	129,889	0	0	0	0	223,389
Donna M. Milrod	93,500	40,483	0	0	0	0	133,983

- (1) Non-employee directors in 2018 received (1) an annual retainer of \$75,000, (2) \$2,500 for each board meeting attended (\$1,000 if the participation was via teleconference), and (3) \$2,000 for each committee meeting attended (\$1,000 if the participation was via teleconference). The lead director received an additional \$30,000 for 2018 and each committee chairman received an additional \$10,000 for the year. Mr. Bay was Executive Chairman in 2018 and did not receive director fees. Mr. Bay became non-executive Chairman in 2019 and will receive \$100,000 in addition to regular director fees. Director Scott has elected to receive his cash fees in the form of deferred compensation which accrues interest indexed to U.S. government bonds compounded monthly. Non-employee directors also received a grant of restricted stock units with a value of \$130,000 (based on the closing market price of the Company's common stock on the date of the Company's annual shareholders' meeting). The equity grants are made annually on the date of and following completion of the Company's annual shareholders' meeting. The restricted stock units vest on the first anniversary of the grant date (subject to deferral by the director). The total cash compensation and the grant date fair value of equity awards for a non-employee director may not exceed \$500,000 in a calendar year. Mr. Stinson retired from the board of directors at the April 2018 stockholder meeting.
- (2) Unexercised stock awards (consisting of unvested restricted stock units) for each director as of December 29, 2018 were as follows:

<u>Name</u>	<u>Restricted Stock Units</u>
Walter Scott, Jr.	908
Kaj den Daas	908
Daniel P. Neary	908
Clark T. Randt	908
J. B. Milliken	908
Catherine J. Paglia	908
Theo W. Freye	908
Donna M. Milrod	283

Equity Compensation Plan Information

The following table provides information about the Company's common stock that may be issued upon exercise of options, warrants and rights under existing equity compensation plans as of December 29, 2018.

	Number of securities to be issued upon exercise of outstanding options, warrants and rights (a)	Weighted-average exercise price of outstanding options, warrants and rights (b)	Number of securities remaining available for future issuance under equity compensation (including securities plans reflected in column (a))(c)
Equity compensation plans approved by security holders	740,301(1)	127.75(2)	1,418,611
Equity compensation plans not approved by security holders	0	—	0
Total	740,301(1)		1,418,611

(1) Includes 578,413 outstanding stock options and 161,888 outstanding restricted stock units.

(2) Weighted-average exercise price of outstanding stock options.

Potential Payments Upon Termination or Change-In-Control

Valmont does not have employment agreements with its executive officers. Valmont also does not have special severance or change-in-control payment agreements with its executive officers.

Valmont's executive officers may receive severance payments upon a termination of employment under Valmont's severance plan which is generally available to all administrative employees. The severance plan generally provides 16 weeks of salary plus one week of salary for each year of service. Valmont's executive officers would also be entitled to receive upon termination of employment amounts accumulated in their respective deferred compensation accounts, at the times and in the manner established for their respective accounts; such amounts are described in the Non-Qualified Deferred Compensation table.

Valmont's 2013 Stock Plan and 2018 Stock Plan provide that all outstanding options become immediately exercisable in the event of an involuntary termination following a change-in-control and that all restrictions on restricted stock lapse in the event of such an involuntary termination following a change-in-control. A change-in-control, defined specifically in the plans, generally occurs if: (i) a person, entity or group (excluding Valmont plans) acquires 50% or more of Valmont's common stock or total voting power of Valmont's voting securities; (ii) incumbent directors or their replacements (whose election or nomination was approved by at least a majority of then incumbent directors) cease to constitute a majority of the board; (iii) a reorganization, merger, consolidation, or sale of substantially all of the Company's assets occurs unless Valmont's shareholders prior to the transaction own after the transaction 50% or more of the voting power of Valmont's securities; and (iv) Valmont is liquidated or dissolved. Options provide for continued vesting pursuant to the option terms if the optionee voluntarily retires on or after attaining age 62. If such a change-in-control (involving an involuntary termination) or retirement had occurred on the last day of fiscal 2018, the incremental value (fair market value of company common stock on such date less exercise price) of unvested

options and unvested restricted stock and restricted stock units held by the named executed officers would have been:

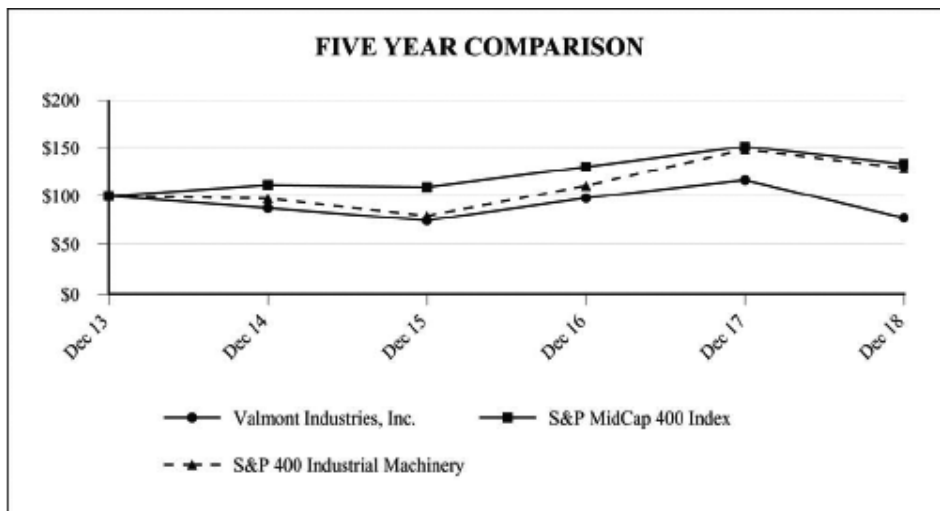
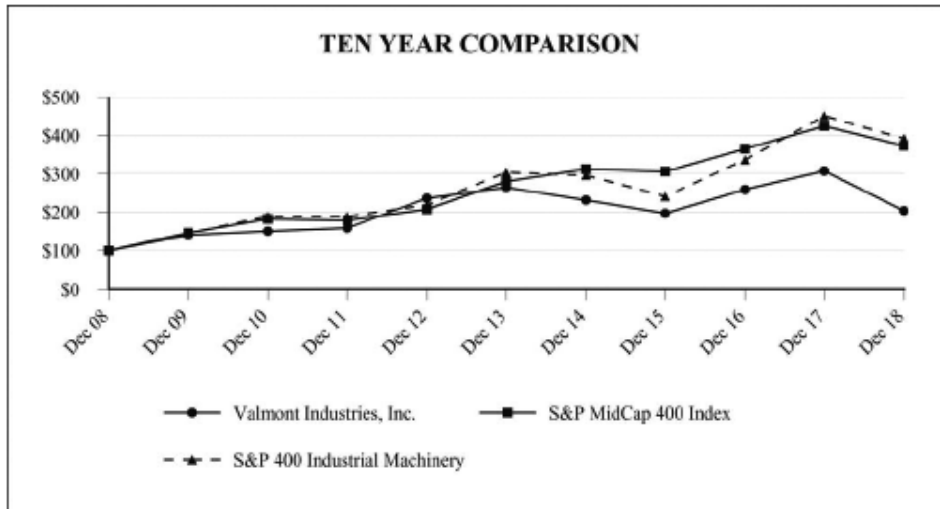
	<u>Unvested Options</u>	<u>Unvested Restricted Stock</u>
Mr. Bay	\$0	—
Mr. Kaniewski	\$0	\$661,817
Mr. Jaksich	\$0	\$ 50,582
Ms. Brown	\$0	—
Mr. Francis	\$0	\$197,000

The unvested stock options for such individuals and the unvested restricted stock for such individuals are set forth in the Outstanding Equity Awards at Fiscal Year-End table. In addition, a pro rata portion (based on period of service and full period performance results) of the performance shares awarded under the long-term incentive plan may be earned in the event of death, disability, normal retirement, termination of employment without cause, or change-in-control. If such a change-in-control or retirement had occurred on the last day of fiscal 2018, the prorated value of the long-term incentive awards (based on target award numbers) which would have been payable to the named executive officers would have been:

Mr. Bay	\$2,924,223
Mr. Kaniewski	\$1,575,024
Mr. Jaksich	\$ 996,968
Ms. Brown	\$ 367,240
Mr. Francis	\$ 306,759

Shareholder Return Performance Graphs

The graphs below compare the yearly change in the cumulative total shareholder return on the Company's common stock with the cumulative total returns of the S&P Mid Cap 400 Index and the S&P Mid Cap 400 Industrial Machinery Index for the five and ten-year periods ended December 29, 2018. The Company was added to these indexes in 2009 by Standard & Poor's. The graphs assume that the beginning value of the investment in Company Common Stock and each index was \$100 and that all dividends were reinvested.



Audit Committee Report

The Audit Committee (the “Committee”) is appointed by the board of directors to assist the board by reviewing (1) the integrity of the Company’s financial statements, (2) the qualifications, independence and performance of the Company’s independent auditors and internal auditing department and (3) the compliance by the Company with legal and regulatory requirements. The Committee manages the Company’s relationship with its independent auditors, who report directly to the Committee. The Committee has sole authority to retain, compensate, oversee and terminate the independent auditors. The Committee acts under a written charter, adopted by the board of directors, a copy of which is available on the Company’s website at www.valmont.com.

The Company’s management is responsible for its financial reporting process and internal controls. The independent auditors are responsible for performing an independent audit of the Company’s consolidated financial statements and issuing an opinion on the conformity of those audited financial statements with generally accepted accounting principles. The Committee oversees the Company’s financial reporting process and internal controls on behalf of the board of directors.

The Committee reviews the Company’s annual audited financial statements, quarterly financial statements and filings with the Securities and Exchange Commission. The Committee reviews reports on various matters, including (1) critical accounting policies of the Company, (2) material written communications between the independent auditor and management, (3) the independent auditor’s internal quality-control procedures, (4) significant changes in the Company’s selection or application of accounting principles and (5) the effect of regulatory and accounting initiatives on the financial statements of the Company. The Committee also considered whether the provision of non-audit services provided by Deloitte & Touche LLP (“Deloitte”), the Company’s independent auditors, to the Company during fiscal 2018 was compatible with the auditor’s independence.

The Committee reviewed and discussed the Company’s audited financial statements for fiscal 2018 with both management and Deloitte. The Committee received from and discussed with Deloitte the written disclosures and the letter required by applicable requirements of the Public Company Accounting Oversight Board regarding the independent accountant’s communications with the Committee concerning independence. The Committee also discussed with Deloitte any matters required to be discussed by Auditing Standard No. 1301, Communications with Audit Committees, as adopted by the Public Company Accounting Oversight Board relating to communications between the audit committee and the independent auditors. Based on these reviews and discussions, the Committee recommended to the board of directors and the board has approved that the Company’s audited financial statements be included in the Company’s Annual Report on Form 10-K for the fiscal year ended December 29, 2018.

AUDIT COMMITTEE

Walter Scott, Jr., Chairman

Kaj den Daas

Daniel P. Neary

Catherine James Paglia

ITEM 2: ADVISORY VOTE ON EXECUTIVE COMPENSATION

Valmont is asking its shareholders to provide advisory approval of the compensation paid to named executive officers. Shareholders are being asked to vote on the following resolution:

RESOLVED, that the shareholders approve, on an advisory basis, the compensation paid to the Company's named executive officers, as disclosed in the Company's proxy statement for the 2019 annual meeting of stockholders pursuant to the compensation disclosure rules of the Securities and Exchange Commission, including the Compensation Discussion and Analysis, the compensation tables and the related narrative discussion.

The Company believes that its compensation programs have served to achieve the objectives of attracting highly competent executives, enhancing long-term growth and shareholder value, and assuring compensation at appropriate levels based on performance.

Valmont conducted its first advisory vote on executive compensation in April 2011. The compensation resolution passed with over 96% of the vote every year since 2011, including 98.8% of the vote in 2018. Valmont's shareholders in April 2017 cast 86.2% of their votes in favor of an annual frequency for the say-on-pay vote. The board of directors and the Human Resources Committee considered these results in determining compensation policies and decisions, and determined to hold annual say-on-pay votes and, based on the significant level of shareholder support, to continue the current compensation objectives, strategies, processes and practices described below.

Compensation Objectives, Strategies, Processes and Practices

The Company encourages shareholders to read about its compensation objectives, strategies, processes and practices in the Compensation Discussion and Analysis. Some of the more significant elements of the compensation practices are:

- Base pay, target annual incentives and long-term incentives are targeted at median market levels. Median market levels are determined by Frederic W. Cook & Co., Inc. ("FW Cook"), the independent executive compensation consultant to the Human Resources Committee, based on peer group surveys and surveys prepared by Aon Hewitt. FW Cook reports directly to the Human Resources Committee and provides no other services to the Company.
- Annual incentives and long-term incentives are performance based. Executive officers do not receive incentive payments unless pre-established targets are met.
- Valmont's executive officers do not have employment agreements.
- Valmont's executive officers do not have agreements providing for special payments in the event of a termination of employment or change-of-control.
- Valmont does not maintain a perquisite program for executive officers.
- Valmont has an executive compensation recoupment policy that covers cash and equity incentive compensation.
- Valmont's stock plan prohibits option repricing.
- Valmont has stock ownership guidelines for directors and executive officers.
- Valmont has a stock retention policy for executive officers which requires retention of 75% of the net shares acquired upon the exercise of stock options and the vesting of restricted stock until the stock ownership guidelines are met.
- Valmont has policies prohibiting hedging and pledging of Valmont stock applicable to directors and officers.

Fiscal 2018 Compensation for Executive Officers

- *Base Salary.* The base salaries paid to certain of Valmont's named executive officers in 2018 were increased to bring such salaries more in line with competitive medians as determined by the independent compensation consultant of the Human Resources Committee. The base salary of the Chief Executive Officer was set at \$900,000 when Mr. Kaniewski assumed the duties of CEO on the first day of fiscal 2018. Mr. Bay's base salary was reduced to \$500,000 when he became Executive Chairman on the first day of fiscal 2018. Mr. Jaksich, Ms. Brown, and Mr. Francis received base salary increases for 2018 ranging from 3% to 7% based on market data provided by FW Cook.
- *Annual Incentives.* Annual incentives are performance based. The annual incentives for 2018 were based 75% on net earnings improvement and 25% on free cash flow results. With respect to net earnings improvement, the Human Resources Committee established threshold net earnings of \$170.8 million; the Human Resources Committee determined that a target annual incentive would be earned for net earnings of \$189.8 million and that a maximum incentive of 2x target would be earned for net earnings of \$208.8 million. With respect to free cash flow results, the Human Resources Committee established a threshold of \$122.8 million, a target of \$136.4 million and a maximum incentive of 2x target of \$150 million. The 2018 free cash flow of \$81.1 million (see Compensation Discussion and Analysis) resulted in no incentive based on cash flow results. The 2018 net earnings of \$177.0 million as adjusted (see Compensation Discussion and Analysis) resulted in a payment at 66.4% of target for this metric. The combination of the factors resulted in an annual incentive payout for executive officers at 49.8% of target for 2018. The target annual incentive was based on the competitive median pursuant to the primary benchmark survey provided by FW Cook.
- *Long-Term Incentives.* Long-term incentives are performance based. The three-year performance period which ended in 2018 based long-term incentives on a combination of three-year average ROIC (return on invested capital) and three-year growth in OIG (cumulative compound operating income growth), weighted 50% ROIC and 50% OIG. The Human Resources Committee established in February 2016 the targets for the three-year performance cycle ending in 2018. The targets were established at OIG growth of 10% and average ROIC of 9.5%. The adjusted three-year growth in OIG of 10.31% and the adjusted three-year average ROIC of 10.30% resulted in payouts under the 2016-2018 long-term incentive plan at 114.3% of target. There were no payments in 2016 or 2017 under the 2014-2016 or 2015-2017 long-term incentive plans.
- *Equity Incentives.* Stock options and restricted stock units are also a form of long-term incentive. The Human Resources Committee established the terms and provisions of equity awards granted in 2018 based on industry standards as provided by its independent compensation consultant. The number of options and restricted stock units granted to each executive officer was established so that the aggregate long-term incentive compensation would be targeted at competitive median levels. Information on the equity awards granted to named executive officers during 2018 is at Grants of Plan Based Awards for Fiscal 2018.

This advisory resolution, commonly referred to as a "say-on-pay" resolution, is nonbinding on the board of directors. Although nonbinding, the board of directors and the Human Resources Committee will review and consider the voting results when making future decisions regarding the Company's executive compensation programs.

THE BOARD OF DIRECTORS RECOMMENDS A VOTE "FOR" APPROVAL OF ITEM 2.

ITEM 3: RATIFICATION OF APPOINTMENT OF INDEPENDENT AUDITORS

The firm of Deloitte & Touche LLP and the member firms of Deloitte Touche Tohmatsu, and their respective affiliates (collectively “Deloitte Entities”) conducted the 2018 and 2017 audits of the Company’s financial statements. Fees billed by the Deloitte Entities to the Company for services provided during the 2018 and 2017 fiscal years were as follows:

	<u>2017</u>	<u>2018</u>
Audit Fees	2,184,596	2,411,396
Audit-Related Fees	50,000	417,744
Tax Fees	163,062	205,782
Other Fees	5,000	5,000
Total Fees	<u>2,402,658</u>	<u>3,039,922</u>

Audit Fees consist of the audit of the Company’s fiscal 2018 and 2017 annual financial statements, review of the Company’s quarterly financial statements during 2018 and 2017, fees associated with registration statements and other services that are normally provided in connection with statutory and regulatory filings. Audit fees also included the audit of the effectiveness of the Company’s internal control over financial reporting.

Audit-Related Fees consist of financial statement audits of employee benefit plans, consents related to Securities and Exchange Commission filings, procedures in connection with SEC registration statements, comfort letters provided in connection with the issuance of debt, agreed-upon procedures, documentation review in connection with the Company’s internal controls over financial reporting and due diligence services performed with respect to acquisitions.

Tax Fees consist of international tax planning and federal, state and expatriate tax compliance.

The Committee pre-approves all audit and permitted non-audit services to be performed by the independent auditor, including audit services, audit-related services, tax services and any other services. The Committee periodically grants pre-approval of specific audit and non-audit services including cost levels for such services. Any services not covered by prior pre-approvals, or services exceeding the pre-approved cost levels, must be approved in advance by the Committee. In periods between Committee meetings, the Committee Chairman has the delegated authority to pre-approve additional services, and such pre-approvals are then communicated to the full Committee.

The Audit Committee has appointed Deloitte & Touche LLP as independent auditors to conduct the 2019 audit of the Company’s financial statements and requests that the shareholders ratify this appointment. A representative from Deloitte & Touche LLP will be present at the annual meeting of shareholders and will have the opportunity to make a statement and to respond to appropriate questions. In the event the shareholders do not ratify the appointment, the appointment will be reconsidered by the Audit Committee.

THE BOARD OF DIRECTORS RECOMMENDS A VOTE “FOR” ITEM 3.

Shareholder Proposals

Shareholder proposals intended to be presented at the next annual meeting of shareholders must be received by the Company no later than November 22, 2019 in order to be considered for inclusion in the proxy statement for such meeting.

The Company’s bylaws set forth certain procedures which shareholders must follow in order to nominate a director or present any other business, not submitted for inclusion in the proxy statement, at an annual shareholders’ meeting. Generally, a shareholder must give timely notice to the Secretary

of the Company. To be timely, such notice must be received by the Company at its principal executive offices not less than 90 nor more than 120 days prior to the first anniversary of the 2019 annual shareholders' meeting. If the date of the 2019 annual shareholders' meeting is advanced by more than 30 days or delayed by more than 60 days from the anniversary date, then the notice must be received no earlier than the 120th day prior to such annual meeting and not later than the later of the close of business on the 90th day prior to such annual meeting or the tenth day following the date on which public announcement of the meeting date is first made. The bylaws specify the information which must accompany such shareholder notice. Details of the provision of the bylaws may be obtained by any shareholder from the Secretary of the Company.

The Company's proxy card for the 2019 annual shareholders' meeting will give discretionary authority with respect to all shareholder proposals properly brought before the 2019 annual shareholders' meeting that are not included in this proxy statement.


Section 16(a) Beneficial Ownership Reporting Compliance

Section 16(a) of the Securities Exchange Act of 1934 requires executive officers and directors to file reports of changes in ownership of the Company's common stock with Securities and Exchange Commission. Executive officers and directors are required by SEC regulations to furnish the Company with copies of all Section 16(a) forms so filed. Based solely on a review of the copies of such forms furnished to the Company and written representations from the Company's executive officers and directors, the Company believes that all persons subject to these reporting requirements filed the required reports on a timely basis during fiscal 2018.

Other Matters

The board of directors does not know of any matter, other than those described above, that may be presented for action at the annual meeting of shareholders. If any other matter or proposal should be presented and should properly come before the meeting for action, the persons named in the accompanying proxy will vote upon such matter and upon such proposal in accordance with their best judgment.

By Order of the Board of Directors

A handwritten signature in black ink that reads "Mark C. Jaksich". The signature is written in a cursive style with a large, looping initial "M".

Mark C. Jaksich
*Executive Vice President, Chief Financial Officer
and Secretary*
Valmont Industries, Inc.

[This page intentionally left blank]

[This page intentionally left blank]

